Goat PPARD / PPAR Delta Polyclonal Antibody | anti-PPARD antibody

Goat Polyclonal to Human PPARD / PPAR Delta

CATALOG #	HOST	REACTIVITY	APPLICATIONS
AAA52204	**Goat**	**Bat, Gibbon, Bovine, Chicken, Dog, Gorilla, Hamster, Horse, Human, Monkey, Mouse, Pig, Rabbit, Rat, ZebrafishPredicted Reactivity: Guinea pig, Xenopus (at least 90% immunogen sequence identity)**	**ELISA, Western Blot, Immunohistochemistry**

PRODUCT SYNONYMS

PPARD / PPAR Delta; Polyclonal Antibody; Goat Polyclonal to Human PPARD / PPAR Delta; Anti-PPARD / PPAR Delta Antibody (C-Terminus) IHC-plus; PPARD; FAAR; NUCI; PPAR-beta; PPAR-delta; NR1C2; NUC1; NUCII; Nuclear hormone receptor 1; PPARB; PPAR Delta; Human PPARD; anti-PPARD antibody

PRODUCT SPECIFICATIONS

Host	Goat
Reactivity	Bat, Gibbon, Bovine, Chicken, Dog, Gorilla, Hamster, Horse, Human, Monkey, Mouse, Pig, Rabbit, Rat, Zebrafish **Predicted Reactivity:** Guinea pig, Xenopus (at least 90% immunogen sequence identity)
Clonality	Polyclonal
Specificity	Human PPARD. This antibody is expected to recognise isoform 1 (NP_006229) of PPAR delta, but not isoform 2, a shorter protein (NP_803184) with a different C-terminus.
Purity/Purification	Immunoaffinity Purified
Form/Format	Tris-buffered saline, pH 7.3, 0.5% BSA, 0.02% sodium azide
Concentration	0.5 mg/ml (varies by lot)
Sequence Length	441
Applicable Applications for anti-PPARD antibody	ELISA, WB (Western Blot), IHC (Immunohistochemistry)
Target Species	Human
Immunogen Description	Synthetic peptide C-HPLLQEIYKDMY from the C-terminus of human PPARD (NP_006229.1).
Immunogen Type	Synthetic peptide
Immunogen	PPARD / PPAR Delta antibody was raised against synthetic peptide C-HPLLQEIYKDMY from the C-terminus of human PPARD (NP_006229.1). Percent identity by BLAST analysis: Human, Gorilla, Gibbon, Monkey, Marmoset, Mouse, Rat, Hamster, Elephant, Panda, Bat, Bovine, Dog, Horse, Rabbit, Pig, Opossum, Turkey, Chicken, Lizard, Seabass, Salmon, Stickleback, Medaka, Zebrafish (100%); Guinea pig, Xenopus, Trout, Pufferfish (92%).
Antigen Modification	C-Terminus
Preparation and Storage	Store at -20 degree C. Minimize freezing and thawing.

IMAGES

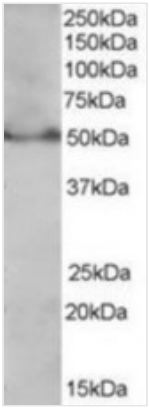

WB (Western Blot)
Staining (0.3 ug/ml) of Jurkat lysate (35 ug protein in RIPA buffer). Primary incubation was 1 hour. Detected by chemiluminescence.

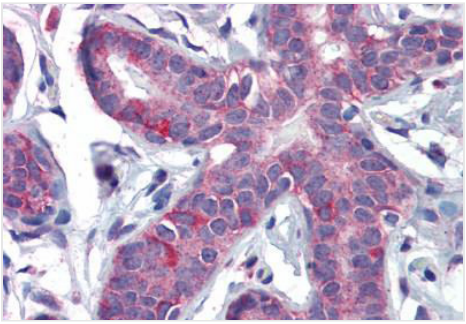

IHC (Immunohistochemisry)
Anti-PPAR Delta antibody IHC of human breast. Immunohistochemistry of formalin-fixed, paraffin-embedded tissue after heat-induced antigen retrieval. Antibody concentration 3.75 ug/ml.

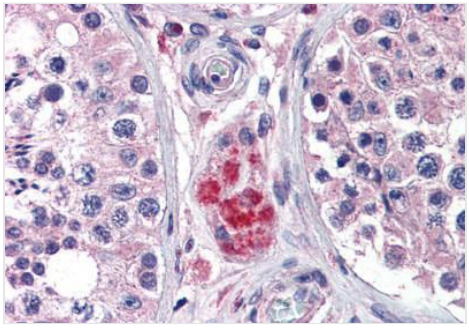

IHC (Immunohiostchemistry)
Anti-PPAR Delta antibody IHC of human testis. Immunohistochemistry of formalin-fixed, paraffin-embedded tissue after heat-induced antigen retrieval. Antibody concentration 3.75 ug/ml.

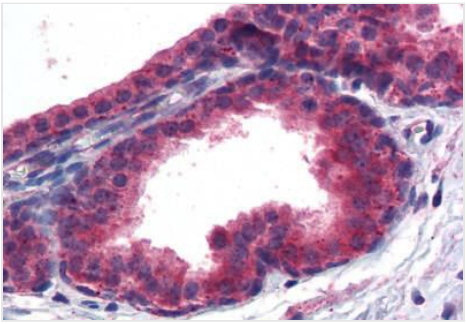

IHC (Immunohistochemistry)
Anti-PPAR Delta antibody IHC of human prostate. Immunohistochemistry of formalin-fixed, paraffin-embedded tissue after heat-induced antigen retrieval. Antibody concentration 3.75 ug/ml.

ADDITIONAL INFORMATION

Related Product Information for anti-PPARD antibody	Peroxisome proliferator-activated receptor beta/delta (PPAR beta/delta), a NR1 Thyroid Hormone-Like Receptor, is involved in the regulation of acyl-CoA synthetase 2 expression, lipid metabolism, embryo development, implantation, decidualization, and bone formation. PPAR beta/delta has been identified as a negative target of the APC gene and has been linked to colon cancer.
Product Categories/Family for anti-PPARD antibody	Family: NHR; Subfamily: NR1 Thyroid hormone-like

NCBI AND UNIPROT INFORMATION

NCBI GI #	5453940
NCBI GeneID	5467
NCBI Accession #	NP_006229.1
NCBI GenBank Nucleotide #	NM_006238.4
UniProt Accession #	Q03181; Q5D1P0; Q7Z5K0; Q9BUD4; A8K6J6; B4E3V3; B6ZGS1; B7Z3W1; E9PE18
Molecular Weight	38,855 Da
NCBI Official Full Name	peroxisome proliferator-activated receptor delta isoform 1
NCBI Official Synonym Full Names	peroxisome proliferator-activated receptor delta
NCBI Official Symbol	PPARD

NCBI Official Synonym Symbols	FAAR; NUC1; NUCI; NR1C2; NUCII; PPARB
NCBI Protein Information	peroxisome proliferator-activated receptor delta; PPAR-beta; PPAR-delta; nuclear hormone receptor 1; nuclear receptor subfamily 1 group C member 2; peroxisome proliferator-activated receptor beta; peroxisome proliferator-activated nuclear receptor beta/delta variant 2
UniProt Protein Name	Peroxisome proliferator-activated receptor delta
UniProt Gene Name	**PPARD**
UniProt Synonym Gene Names	NR1C2; PPARB; PPAR-delta; NUC1; PPAR-beta
UniProt Entry Name	PPARD_HUMAN

For Research Use Only. Not for use in diagnostic or therapeutic procedures. Small volumes of product may become entrapped in the seal of the vial during shipment and storage; if necessary, briefly centrifuge the vial on a tabletop centrifuge to dislodge any liquid in the cap.

AAA Biotech | Tel: +1 (619) 604-9440 | Fax: +1 (619) 604-9441 | contact@aaabiotech.com
Online datasheet: https://stage.aaabiotech.com/polyclonal/ppard-ppar-delta-antibody-western-blot-immunohistochemistry-elisa/52204