Rabbit NPY5R Polyclonal Antibody | anti-NPY5R antibody

Rabbit Polyclonal to Human NPY5R

CATALOG #	HOST	REACTIVITY	APPLICATIONS
AAA51546	**Rabbit**	**Gibbon, Gorilla, Human, MonkeyPredicted Reactivity: Mouse, Rat, Bovine, Dog, Hamster (at least 90% immunogen sequence identity)**	**Immunohistochemistry**

PRODUCT SYNONYMS

NPY5R; Polyclonal Antibody; Rabbit Polyclonal to Human NPY5R; Anti-NPY5R Antibody (Cytoplasmic Domain) IHC-plus; NPYR5; NPY5-R; NPYY5; Neuropeptide Y receptor Y5; NPYY5-R; Neuropeptide Y receptor type 5; Neuropeptide Y5 receptor; NPY-Y5 receptor; NPY5 receptor; Y5 receptor; Human NPY5R; anti-NPY5R antibody

PRODUCT SPECIFICATIONS

Host	Rabbit
Reactivity	Gibbon, Gorilla, Human, Monkey **Predicted Reactivity:** Mouse, Rat, Bovine, Dog, Hamster (at least 90% immunogen sequence identity)
Clonality	Polyclonal
Specificity	Human NPY5R. BLAST analysis of the peptide immunogen showed no homology with other human proteins.
Purity/Purification	Immunoaffinity Purified
Form/Format	PBS, 0.1% sodium azide.
Concentration	1 mg/ml (varies by lot)
Sequence Length	445
Applicable Applications for anti-NPY5R antibody	IHC (Immunohistochemistry)
Usage Not Recommended	Immunocytochemistry (ICC), Western Blot (WB)
Target Species	Human
Immunogen Description	Synthetic 16 amino acid peptide from 3rd cytoplasmic domain of human NPY5R. Percent identity with other species by BLAST analysis: Human, Gorilla, Gibbon, Monkey, Marmoset (100%); Mouse, Rat, Bovine, Dog, Hamster, Panda (94%); Rabbit, Pig (88%).
Immunogen Type	Synthetic peptide
Immunogen	NPY5R antibody was raised against synthetic 16 amino acid peptide from 3rd cytoplasmic domain of human NPY5R. Percent identity with other species by BLAST analysis: Human, Gorilla, Gibbon, Monkey, Marmoset (100%); Mouse, Rat, Bovine, Dog, Hamster, Panda (94%); Rabbit, Pig (88%).
Antigen Modification	Cytoplasmic Domain
Preparation and Storage	Long term: -70 degree C; Short term: +4 degree C

IMAGES

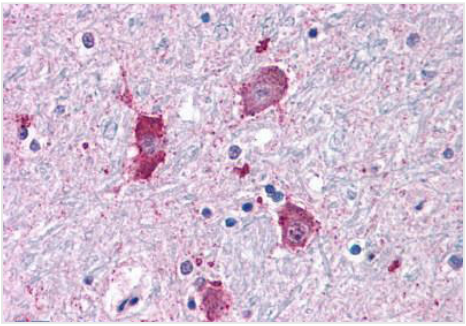

IHC (Immunohistochemistry)
Anti-NPY5R antibody IHC of human brain, neurons and glia. Immunohistochemistry of formalin-fixed, paraffin-embedded tissue after heat-induced antigen retrieval.

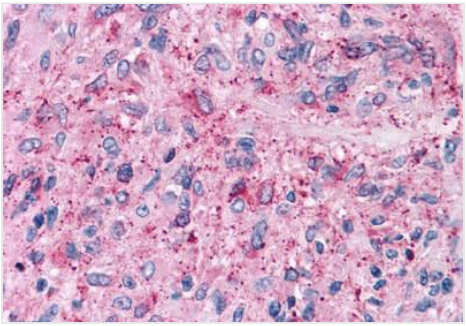

IHC (Immunohistochemisry)
Anti-NPY5R antibody IHC of human Brain, Glioblastoma. Immunohistochemistry of formalin-fixed, paraffin-embedded tissue after heat-induced antigen retrieval.

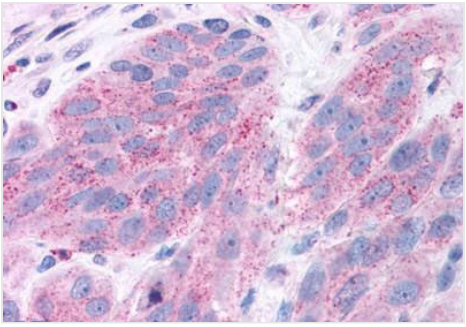

IHC (Immunohiostchemistry)
Anti-NPY5R antibody IHC of human Skin, Melanoma. Immunohistochemistry of formalin-fixed, paraffin-embedded tissue after heat-induced antigen retrieval.

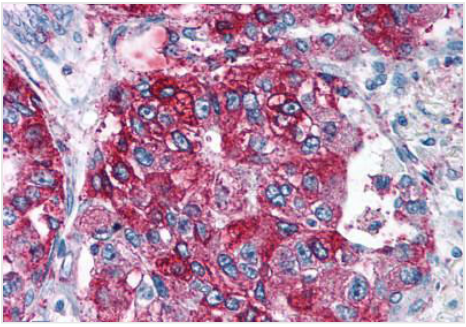

IHC (Immunohistochemistry)
Anti-NPY5R antibody IHC of human Lung, Adenocarcinoma. Immunohistochemistry of formalin-fixed, paraffin-embedded tissue after heat-induced antigen retrieval.

ADDITIONAL INFORMATION

Related Product Information for anti-NPY5R antibody	NPY5R, a Neuropeptide Receptor GPCR, has been suggested to be the main receptor mediating NPY-induced food intake in rats.
Product Categories/Family for anti-NPY5R antibody	Family: GPCR; Subfamily: Neuropeptide

NCBI AND UNIPROT INFORMATION

NCBI GI #	5453796
NCBI GeneID	4889
NCBI Accession #	NP_006165.1
NCBI GenBank Nucleotide #	NM_006174.2
UniProt Accession #	Q15761; Q6GTR7; Q92916
Molecular Weight	50,727 Da
NCBI Official Full Name	neuropeptide Y receptor type 5
NCBI Official Synonym Full Names	neuropeptide Y receptor Y5
NCBI Official Symbol	NPY5R
NCBI Official Synonym Symbols	NPYR5; NPY5-R; NPYY5-R
NCBI Protein Information	neuropeptide Y receptor type 5; Y5 receptor; NPY-Y5 receptor
UniProt Protein Name	Neuropeptide Y receptor type 5

UniProt Gene Name	**NPY5R**
UniProt Synonym Gene Names	NPYR5; NPY5-R; NPYY5-R; Y5 receptor
UniProt Entry Name	NPY5R_HUMAN

For Research Use Only. Not for use in diagnostic or therapeutic procedures. Small volumes of product may become entrapped in the seal of the vial during shipment and storage; if necessary, briefly centrifuge the vial on a tabletop centrifuge to dislodge any liquid in the cap.

AAA Biotech | Tel: +1 (619) 604-9440 | Fax: +1 (619) 604-9441 | contact@aaabiotech.com
Online datasheet: https://stage.aaabiotech.com/polyclonal/npy5r-antibody-immunohistochemistry-elisa/51546