Rabbit VIPR1 / RDC1 Polyclonal Antibody | anti-VIPR1 antibody

Rabbit Polyclonal to Human VIPR1

CATALOG #	HOST	REACTIVITY	APPLICATIONS
AAA51302	**Rabbit**	**Gibbon, Gorilla, HumanPredicted Reactivity: Monkey (at least 90% immunogen sequence identity)**	**Immunohistochemistry**

PRODUCT SYNONYMS

VIPR1 / RDC1; Polyclonal Antibody; Rabbit Polyclonal to Human VIPR1; Anti-VIPR1 / RDC1 Antibody (Cytoplasmic Domain) IHC-plus; VIPR1; HVR1; PACAP type II receptor; PACAP-R-2; Pvr2; RDC1; Vip receptor subtype 1; Vpac1 receptor; V1RG; VIP receptor 1; VIPR; VIRG; VPCAP1R; PACAP-R2; VAPC1; VIP and PACAP receptor 1; VPAC1R; Pacap receptor; type ii; Type II PACAP receptor; Human VIPR1; anti-VIPR1 antibody

PRODUCT SPECIFICATIONS

Host	Rabbit
Reactivity	Gibbon, Gorilla, Human **Predicted Reactivity:** Monkey (at least 90% immunogen sequence identity)
Clonality	Polyclonal
Specificity	Human VIP Receptor 1. BLAST analysis of the peptide immunogen showed no homology with other human proteins.
Purity/Purification	Immunoaffinity Purified
Form/Format	PBS, 0.1% sodium azide.
Concentration	1 mg/ml (varies by lot)
Sequence Length	457
Applicable Applications for anti-VIPR1 antibody	IHC (Immunohistochemistry)
Target Species	Human
Immunogen Description	Synthetic 16 amino acid peptide from 1st cytoplasmic domain of human VIP Receptor 1. Percent identity with other species by BLAST analysis: Human, Gorilla, Gibbon (100%); Monkey (94%); Marmoset, Dog, Bovine, Panda, Pig (81%).
Immunogen Type	Synthetic peptide
Immunogen	VIPR1 antibody was raised against synthetic 16 amino acid peptide from 1st cytoplasmic domain of human VIP Receptor 1. Percent identity with other species by BLAST analysis: Human, Gorilla, Gibbon (100%); Monkey (94%); Marmoset, Dog, Bovine, Panda, Pig (81%).
Antigen Modification	Cytoplasmic Domain
Preparation and Storage	Long term: -70 degree C; Short term: +4 degree C

IMAGES

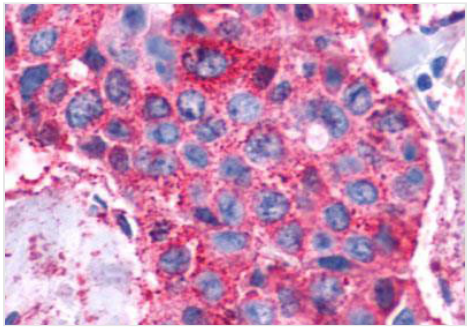

IHC (Immunohistochemistry)
Anti-VIPR1 / RDC1 antibody IHC of human Breast, Carcinoma. Immunohistochemistry of formalin-fixed, paraffin-embedded tissue after heat-induced antigen retrieval.

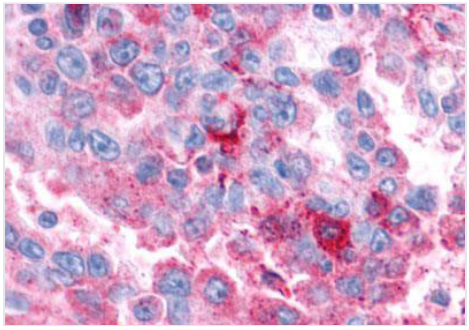

IHC (Immunohistochemisry)
Anti-VIPR1 / RDC1 antibody IHC of human Lung, Adenocarcinoma. Immunohistochemistry of formalin-fixed, paraffin-embedded tissue after heat-induced antigen retrieval.

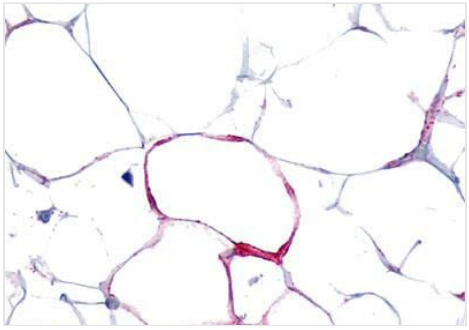

IHC (Immunohiostchemistry)
Anti-VIP Receptor 1 antibody IHC of human adipocytes. Immunohistochemistry of formalin-fixed, paraffin-embedded tissue after heat-induced antigen retrieval.

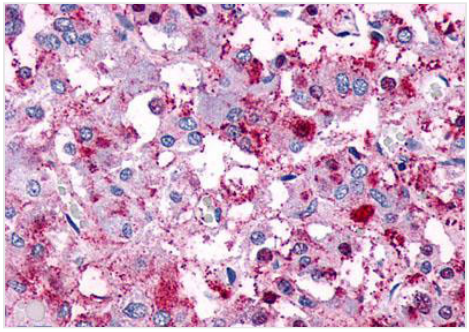

IHC (Immunohistochemistry)
Anti-VIPR1 / RDC1 antibody IHC of human adrenal. Immunohistochemistry of formalin-fixed, paraffin-embedded tissue after heat-induced antigen retrieval.

ADDITIONAL INFORMATION

Related Product Information for anti-VIPR1 antibody	Vasoactive Intestinal Polypeptide Receptor 1 (VIPR1) is a member of the Vasoactive Intestinal Polypeptide subfamily. Vasoactive intestinal peptide (VIP) plays multiple roles in the nervous, endocrine, and immune systems as a neurotransmitter, a hormone, and a cytokine. VIPR1, a receptor for VIP, has been shown to expressed widely in normal tissues and is the predominant receptor subtype for VIP in cancers.
Product Categories/Family for anti-VIPR1 antibody	Family: GPCR; Subfamily: Vasoactive intestinal polypeptide

NCBI AND UNIPROT INFORMATION

NCBI GI #	15619006
NCBI GeneID	7433
NCBI Accession #	NP_004615.2
NCBI GenBank Nucleotide #	NM_004624.3
UniProt Accession #	P32241; Q15871; Q6P2M6; A5JUT9; B3KPV1; B4DEB5; B4DGI4; F5H1F5; G3V0I1
Molecular Weight	47,201 Da
NCBI Official Full Name	vasoactive intestinal polypeptide receptor 1 isoform 1
NCBI Official Synonym Full Names	vasoactive intestinal peptide receptor 1
NCBI Official Symbol	VIPR1
NCBI Official Synonym Symbols	II; HVR1; RDC1; V1RG; VIPR; VIRG; VAPC1; VPAC1; VPAC1R; VIP-R-1; VPCAP1R; PACAP-R2; PACAP-R-2

NCBI Protein Information	vasoactive intestinal polypeptide receptor 1; VIP receptor, type I; PACAP type II receptor; VIP and PACAP receptor 1; pituitary adenylate cyclase activating polypeptide receptor, type II
UniProt Protein Name	Vasoactive intestinal polypeptide receptor 1
UniProt Gene Name	**VIPR1**
UniProt Synonym Gene Names	VIP-R-1; PACAP type II receptor; PACAP-R-2; PACAP-R2
UniProt Entry Name	VIPR1_HUMAN

For Research Use Only. Not for use in diagnostic or therapeutic procedures. Small volumes of product may become entrapped in the seal of the vial during shipment and storage; if necessary, briefly centrifuge the vial on a tabletop centrifuge to dislodge any liquid in the cap.

AAA Biotech | Tel: +1 (619) 604-9440 | Fax: +1 (619) 604-9441 | contact@aaabiotech.com
Online datasheet: https://stage.aaabiotech.com/polyclonal/vipr1-rdc1-antibody-immunohistochemistry-elisa/51302