Rabbit HTR4 / 5-HT4 Receptor Polyclonal Antibody | anti-HTR4 antibody

Rabbit Polyclonal to Human HTR4 / 5-HT4 Receptor

CATALOG #	HOST	REACTIVITY	APPLICATIONS
AAA51219	**Rabbit**	**Bat, Gibbon, Bovine, Dog, Gorilla, Horse, Human, Monkey, Pig, RabbitPredicted Reactivity: Mouse, Rat, Hamster (at least 90% immunogen sequence identity)**	**Immunohistochemistry**

PRODUCT SYNONYMS

HTR4 / 5-HT4 Receptor; Polyclonal Antibody; Rabbit Polyclonal to Human HTR4 / 5-HT4 Receptor; Anti-HTR4 / 5-HT4 Receptor Antibody (Cytoplasmic Domain) IHC-plus; HTR4; 5-HT4; 5-HT4R; 5-HT-4; 5HT4 receptor; 5-HT4 receptor; 5-hydroxytryptamine 4 receptor; 5-hydroxytryptamine receptor 4; Serotonin 5-HT-4a receptor; Serotonin receptor 4; Cardiac 5-HT4 receptor; Serotonin 4 receptor; Serotonin 5-HT-4 receptor; Human HTR4; 5-HT4 Receptor; anti-HTR4 antibody

PRODUCT SPECIFICATIONS

Host	Rabbit
Reactivity	Bat, Gibbon, Bovine, Dog, Gorilla, Horse, Human, Monkey, Pig, Rabbit **Predicted Reactivity:** Mouse, Rat, Hamster (at least 90% immunogen sequence identity)
Clonality	Polyclonal
Specificity	Human 5HT4 Receptor. BLAST analysis of the peptide immunogen showed no homology with other human proteins.
Purity/Purification	Immunoaffinity Purified
Form/Format	PBS, 0.1% sodium azide.
Concentration	1 mg/ml (varies by lot)
Sequence Length	388
Applicable Applications for anti-HTR4 antibody	IHC (Immunohistochemistry)
Target Species	Human
Immunogen Description	Synthetic 15 amino acid peptide from 3rd cytoplasmic domain of human 5HT4 Receptor. Percent identity with other species by BLAST analysis: Human, Gorilla, Gibbon, Monkey, Marmoset, Elephant, Panda, Dog, Bat, Bovine, Rabbit, Horse, Pig (100%); Mouse.
Immunogen Type	Synthetic peptide
Immunogen	HTR4 / 5-HT4 Receptor antibody was raised against synthetic 15 amino acid peptide from 3rd cytoplasmic domain of human 5HT4 Receptor. Percent identity with other species by BLAST analysis: Human, Gorilla, Gibbon, Monkey, Marmoset, Elephant, Panda, Dog, Bat, Bovine, Rabbit, Horse, Pig (100%); Mouse, Rat, Hamster (93%); Guinea pig, Platypus (87%); Lizard (80%).
Antigen Modification	Cytoplasmic Domain
Preparation and Storage	Long term: -70 degree C; Short term: +4 degree C

IMAGES

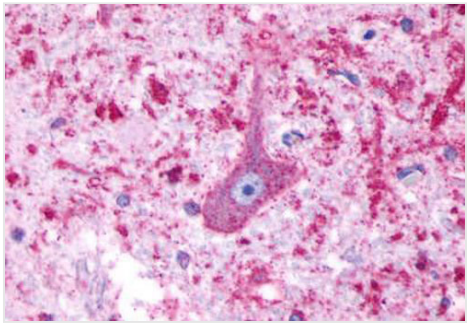

IHC (Immunohistochemisry)
Anti-5HT4 Receptor antibody IHC of human brain, medulla. Immunohistochemistry of formalin-fixed, paraffin-embedded tissue after heat-induced antigen retrieval.

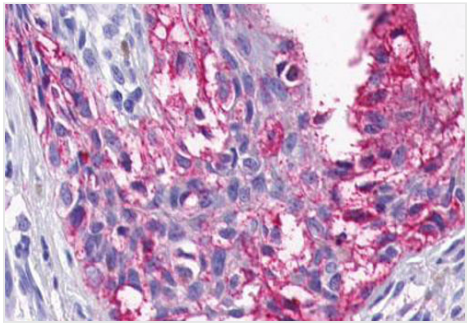

IHC (Immunohiostchemistry)
Anti-HTR4 / 5-HT4 Receptor antibody IHC of human Skin, Melanoma. Immunohistochemistry of formalin-fixed, paraffin-embedded tissue after heat-induced antigen retrieval.

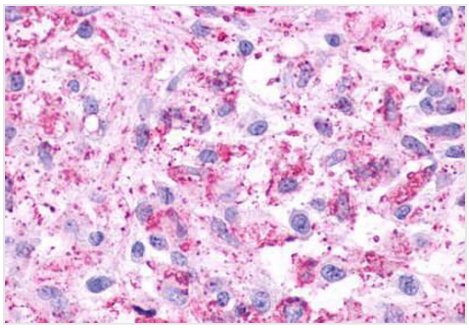

IHC (Immunohistochemistry)
Anti-HTR4 / 5-HT4 Receptor antibody IHC of human Brain, Glioblastoma. Immunohistochemistry of formalin-fixed, paraffin-embedded tissue after heat-induced antigen retrieval.

ADDITIONAL INFORMATION

Related Product Information for anti-HTR4 antibody	The 5-HT4 receptor, a member of the Serotonin Receptor subfamily, has been shown to affect the sensory and motor functions of the gut. Some of the most promising emerging therapies in Irritable Bowel Syndrome revolve around targeted pharmacotherapeutic modulation of serotonin receptors (ie, 5-HT3 and 5-HT4 subtypes). At least 9 isoforms (5-HT4A-5-HT4G, and 5-HT4n) have been described, which differ in the length and composition of their intracellular C termini after a common splicing site (L358).
Product Categories/Family for anti-HTR4 antibody	Family: GPCR; Subfamily: Serotonin

NCBI AND UNIPROT INFORMATION

NCBI GI #	11321563
NCBI GeneID	3360
NCBI Accession #	NP_000861.1
NCBI GenBank Nucleotide #	NM_000870.6
UniProt Accession #	Q13639; Q546Q1; Q684M0; Q712M9; Q96KH9; Q96KI0; Q9H199; Q9NY73; Q9UBM6; Q9UBT4; Q9UE22; C4WYH4
Molecular Weight	46,907 Da
NCBI Official Full Name	5-hydroxytryptamine receptor 4 isoform b
NCBI Official Synonym Full Names	5-hydroxytryptamine (serotonin) receptor 4, G protein-coupled
NCBI Official Symbol	HTR4

NCBI Official Synonym Symbols	5-HT4; 5-HT4R
NCBI Protein Information	5-hydroxytryptamine receptor 4; cardiac 5-HT4 receptor
UniProt Protein Name	5-hydroxytryptamine receptor 4
UniProt Gene Name	**HTR4**
UniProt Synonym Gene Names	5-HT-4; 5-HT4
UniProt Entry Name	5HT4R_HUMAN

For Research Use Only. Not for use in diagnostic or therapeutic procedures. Small volumes of product may become entrapped in the seal of the vial during shipment and storage; if necessary, briefly centrifuge the vial on a tabletop centrifuge to dislodge any liquid in the cap.

AAA Biotech | Tel: +1 (619) 604-9440 | Fax: +1 (619) 604-9441 | contact@aaabiotech.com
Online datasheet: https://stage.aaabiotech.com/polyclonal/htr4-5-ht4-receptor-antibody-immunohistochemistry-elisa/51219