Rabbit anti-Human, Mouse IL20RA Polyclonal Antibody | anti-IL20RA antibody

Rabbit Polyclonal (IgG) to Human IL20RA

CATALOG #	HOST	REACTIVITY	APPLICATIONS
AAA50847	**Rabbit**	**Human, Mouse**	**Flow Cytometry, Functional Assay, Western Blot, Immunohistochemistry**

PRODUCT SYNONYMS

IL20RA; Polyclonal Antibody; Rabbit Polyclonal (IgG) to Human IL20RA; Anti-IL20RA Antibody (aa159-175) IHC-plus; CRF2-8; IL-20 receptor subunit alpha; IL-20R1; IL-20R-alpha; Interleukin 20 receptor; alpha; Interleukin-20 receptor I; IL-20RA; ZCYTOR7; Human IL20RA; anti-IL20RA antibody

PRODUCT SPECIFICATIONS

Host	Rabbit
Reactivity	Human, Mouse
Clonality	Polyclonal
Isotype	IgG
Specificity	Amino acids 159-175 of human IL-20 receptor alpha protein were used as the immunogen.
Purity/Purification	Protein G Purified
Form/Format	PBS, 0.2% gelatin, 0.05% sodium azide.
Concentration	0.5 mg/ml (varies by lot)
Sequence Length	553
Applicable Applications for anti-IL20RA antibody	FCM/FACS (Flow Cytometry), WB (Western Blot), IHC (Immunohistochemistry)
Target Species	Human
Immunogen Description	Synthetic peptide from human IL20RA.
Immunogen Type	Synthetic peptide
Immunogen	IL20RA antibody was raised against synthetic peptide from human IL20RA.
Antigen Modification	aa159-175
Preparation and Storage	Long term: -20 degree C; Short term: +4 degree C. Avoid repeat freeze-thaw cycles.

IMAGES

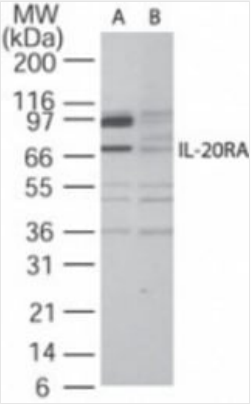

WB (Western Blot)
Western blot of IL-20RA in A375 cell lysate in the (A)?absence and (B) presence of blocking peptide using antibody at 2 ug/ml.

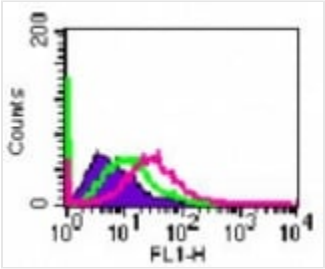

FCM/FACS (Flow Cytometry)
Cell-surface flow cytometry analysis of IL-20RA in A375 cells using antibody at 5 ug/10^6 cells. The shaded histogram represents cells only, green represents isotype control, and purple represents anti-IL-20RA antibody.

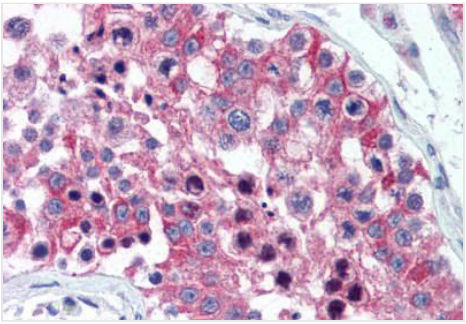

IHC (Immunohistochemistry)
Anti-IL20RA antibody IHC of human testis. Immunohistochemistry of formalin-fixed, paraffin-embedded tissue after heat-induced antigen retrieval. Antibody concentration 10 ug/ml.

ADDITIONAL INFORMATION

Product Categories/Family for anti-IL20RA antibody	Family: Interleukin

NCBI AND UNIPROT INFORMATION

NCBI GI #	31083156
NCBI GeneID	53832
NCBI Accession #	NP_055247.2
NCBI GenBank Nucleotide #	NM_014432.2
UniProt Accession #	Q9UHF4; Q14CW2; Q6UWA9; Q96SH8; B4DLR5; F5H675
Molecular Weight	57,366 Da
NCBI Official Full Name	interleukin-20 receptor subunit alpha
NCBI Official Synonym Full Names	interleukin 20 receptor, alpha
NCBI Official Symbol	IL20RA
NCBI Official Synonym Symbols	CRF2-8; IL-20R1; IL-20RA; IL-20R-alpha
NCBI Protein Information	interleukin-20 receptor subunit alpha; interleukin-20 receptor I; class II cytokine receptor ZCYTOR7; cytokine receptor family 2 member 8
UniProt Protein Name	Interleukin-20 receptor subunit alpha

UniProt Gene Name	**IL20RA**
UniProt Synonym Gene Names	IL-20 receptor subunit alpha; IL-20R-alpha; IL-20RA; CRF2-8
UniProt Entry Name	I20RA_HUMAN

For Research Use Only. Not for use in diagnostic or therapeutic procedures. Small volumes of product may become entrapped in the seal of the vial during shipment and storage; if necessary, briefly centrifuge the vial on a tabletop centrifuge to dislodge any liquid in the cap.

AAA Biotech | Tel: +1 (619) 604-9440 | Fax: +1 (619) 604-9441 | contact@aaabiotech.com
Online datasheet: https://stage.aaabiotech.com/polyclonal/il20ra-antibody-flow-cytometry-western-blot-immunohistochemistry-elisa/50847