Rabbit PPARG / PPAR Gamma Polyclonal Antibody | anti-PPARG antibody

Rabbit Polyclonal to Human PPARG / PPAR Gamma

CATALOG #	HOST	REACTIVITY	APPLICATIONS
AAA50696	**Rabbit**	**Boar, Dog, Duck, Guinea pig, Hamster, Human, Macaque, Mink, Mouse, Orangutan, Rabbit, Rat, Squirrel**	**ELISA, Western Blot, Immunohistochemistry**

PRODUCT SYNONYMS

PPARG / PPAR Gamma; Polyclonal Antibody; Rabbit Polyclonal to Human PPARG / PPAR Gamma; Anti-PPARG / PPAR Gamma Antibody (Internal) IHC-plus; PPARG; NR1C3; PPAR gamma; PPAR gamma 2; PPARG1; PPARG2; PPARgamma; CIMT1; GLM1; PPAR-gamma; Human PPARG; PPAR Gamma; anti-PPARG antibody

PRODUCT SPECIFICATIONS

Host	Rabbit
Reactivity	Boar, Dog, Duck, Guinea pig, Hamster, Human, Macaque, Mink, Mouse, Orangutan, Rabbit, Rat, Squirrel
Clonality	Polyclonal
Specificity	Amino acids 255 -268 of human PPAR gamma isoform 1.
Purity/Purification	Immunoaffinity Purified
Form/Format	0.02 M potassium phosphate, 0.15 M sodium chloride, pH 7.2, 0.01% sodium azide.
Concentration	1 mg/ml (varies by lot)
Sequence Length	505
Applicable Applications for anti-PPARG antibody	ELISA, WB (Western Blot), IHC (Immunohistochemistry)
Target Species	Human
Immunogen Description	Synthetic peptide from human PPARG.
Immunogen Type	Synthetic peptide
Immunogen	PPARG / PPAR Gamma antibody was raised against synthetic peptide from human PPARG.
Antigen Modification	Internal
Preparation and Storage	+4 degree C or -20 degree C, Avoid repeated freezing and thawing.

IMAGES

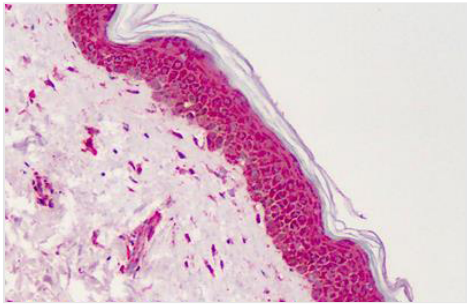

IHC (Immunohistochemisry)
Anti-PPARG antibody IHC of human skin. Immunohistochemistry of formalin-fixed, paraffin-embedded tissue after heat-induced antigen retrieval. Antibody concentration 5 ug/ml.

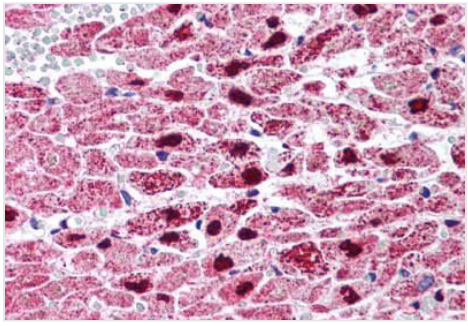

IHC (Immunohiostchemistry)
Anti-PPARG antibody IHC of human heart. Immunohistochemistry of formalin-fixed, paraffin-embedded tissue after heat-induced antigen retrieval. Antibody concentration 5 ug/ml.

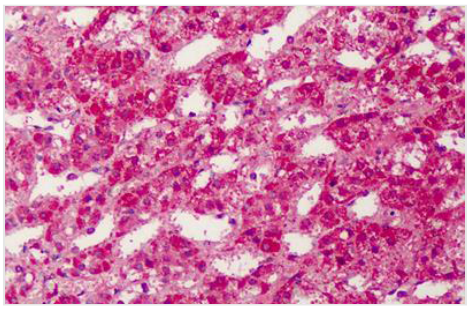

IHC (Immunohistochemistry)
Anti-PPARG antibody IHC of human adrenal. Immunohistochemistry of formalin-fixed, paraffin-embedded tissue after heat-induced antigen retrieval. Antibody concentration 5 ug/ml.

ADDITIONAL INFORMATION

Related Product Information for anti-PPARG antibody	Peroxisome proliferator-activated receptor gamma (PPAR gamma), a NR1 Thyroid Hormone-Like Receptor, is a transcription factor that regulates genes involved in lipid metabolism and adipocyte differentiation and has been shown to affect placental differentiation and cell proliferation and differentiation pathways in various diseases such as Type II diabetes and atherosclerosis. Recently, PPAR gamma has been suggested to affect inflammatory digestive diseases (Dubuquoy et al. 2002).
Product Categories/Family for anti-PPARG antibody	Family: NHR; Subfamily: NR1 Thyroid hormone-like

NCBI AND UNIPROT INFORMATION

NCBI GI #	20336229
NCBI GeneID	5468
NCBI Accession #	NP_056953.2
NCBI GenBank Nucleotide #	NM_015869.4
UniProt Accession #	P37231; O00684; O00710; O14515; Q0QJH8; Q15178; Q15179; Q15180; Q15832; Q86U60; A8K3G6; B5BUA1
Molecular Weight	21,580 Da
NCBI Official Full Name	peroxisome proliferator-activated receptor gamma isoform 2
NCBI Official Synonym Full Names	peroxisome proliferator-activated receptor gamma
NCBI Official Symbol	PPARG
NCBI Official Synonym Symbols	GLM1; CIMT1; NR1C3; PPARG1; PPARG2; PPARgamma

NCBI Protein Information	peroxisome proliferator-activated receptor gamma; PPAR-gamma; nuclear receptor subfamily 1 group C member 3; peroxisome proliferator-activated nuclear receptor gamma variant 1
UniProt Protein Name	Peroxisome proliferator-activated receptor gamma
UniProt Gene Name	**PPARG**
UniProt Synonym Gene Names	NR1C3; PPAR-gamma
UniProt Entry Name	PPARG_HUMAN

For Research Use Only. Not for use in diagnostic or therapeutic procedures. Small volumes of product may become entrapped in the seal of the vial during shipment and storage; if necessary, briefly centrifuge the vial on a tabletop centrifuge to dislodge any liquid in the cap.

AAA Biotech | Tel: +1 (619) 604-9440 | Fax: +1 (619) 604-9441 | contact@aaabiotech.com
Online datasheet: https://stage.aaabiotech.com/polyclonal/pparg-ppar-gamma-antibody-western-blot-immunohistochemistry-elisa/50696