Rat CD45R Monoclonal Antibody | anti-CD45R antibody

RAT ANTI DOG CD45R:FITC

CATALOG #	HOST	APPLICATIONS
AAA49559	**Rat**	**Flow Cytometry, Functional Assay**

PRODUCT SYNONYMS

CD45R; Monoclonal Antibody; RAT ANTI DOG CD45R:FITC; anti-CD45R antibody

PRODUCT SPECIFICATIONS

Host	Rat
Clonality	Monoclonal
Isotype	IgG2b
Clone Number	YKIX753.22.2
Form/Format	FITC Purified IgG conjugated to Fluorescein Isothiocyanate Isomer 1 (FITC) - liquid
Concentration	IgG concentration 0.1 mg/ml (varies by lot)
Applicable Applications for anti-CD45R antibody	FCM/FACS (Flow Cytometry)
Perservative Stabilisers	0.09% Sodium Azide 1% Bovine Serum Albumin Preparation
Immunogen	Canine thymocytes Fusion Partners
Target Species	Dog
Preparation and Storage	Store at 4 degree C or at -20 degree C if preferred. This product should be stored undiluted. Storage in frost-free freezers is not recommended. This product is photosensitive and should be protected from light. Avoid repeated freezing and thawing as this may denature the antibody. Should this product contain a precipitate we recommend microcentrifugation before use. Shelf Life: 18 months from date of despatch.

IMAGES

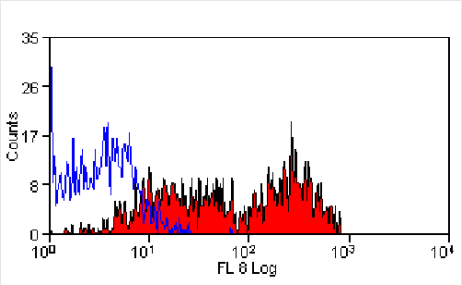

Application Data
Staining of canine peripheral blood lymphocytes with rat anti-canine CD45R:Alexa Fluor647

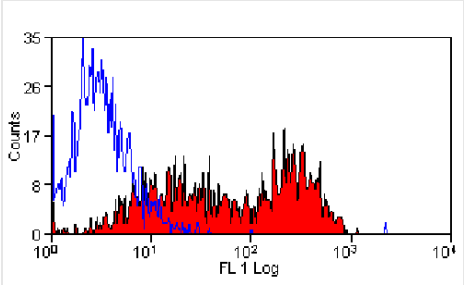

Application Data
Staining of canine peripheral blood lymphocytes with rat anti-canine CD45R:Alexa Fluor488

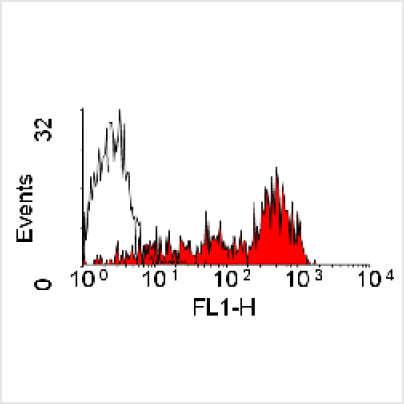

Application Data
Staining of canine peripheral blood lymphocytes with rat anti-canine CD45R:FITC

ADDITIONAL INFORMATION

Related Product Information for anti-CD45R antibody	Rat anti Dog CD45R antibody, clone YKIX753.22.2 recognizes canine CD45R and was clustered at the First Canine Leucocyte Antigen Workshop (CLAW). It precipitates an antigen of 220kD from Con A Blasts, (Cobbold et al. 1994). It is expressed on subsets of leucocytes in canine blood of all out bred mongrels and beagles tested. Rat anti dog CD45R, clone YKIX753.22.2 binds to antigen immunoprecipitated by the Rat anti Dog CD45 antibody clone

For Research Use Only. Not for use in diagnostic or therapeutic procedures. Small volumes of product may become entrapped in the seal of the vial during shipment and storage; if necessary, briefly centrifuge the vial on a tabletop centrifuge to dislodge any liquid in the cap.

AAA Biotech | Tel: +1 (619) 604-9440 | Fax: +1 (619) 604-9441 | contact@aaabiotech.com
Online datasheet: https://stage.aaabiotech.com/monoclonal/cd45r-antibody-clone-ykix753-22-2-flow-cytometry-elisa/49559