# Rabbit Ubiquitin Polyclonal Antibody | anti-UBA52 antibody

Anti-Ubiquitin Antibody

| CATALOG # | HOST | REACTIVITY | APPLICATIONS |
|---|---|---|---|
| **AAA45735** | **Rabbit** | **Human, Mouse, Rat** | **Immunohistochemistry, Western Blot** |

## PRODUCT SYNONYMS

Ubiquitin; Polyclonal Antibody; Anti-Ubiquitin Antibody; Ubiquitin-60S ribosomal protein L40; ubiquitin A-52 residue ribosomal protein fusion product 1; FLJ25987 antibody; MGC8385 antibody; Polyubiquitin B antibody; RPS 27A antibody; RPS27A antibody; UBA 52 antibody; UBA 80 antibody; UBA52 antibody; UBA80 antibody; UBB antibody; UBB_HUMAN antibody; UBC antibody; UBCEP 1 antibody; UBCEP 2 antibody; UBCEP1 antibody; UBCEP2 antibody; Ubiquitin antibody; ubiquitin B antibody; anti-UBA52 antibody

## PRODUCT SPECIFICATIONS

| | |
|---|---|
| **Host** | Rabbit |
| **Reactivity** | Human, Mouse, Rat |
| **Clonality** | Polyclonal |
| **Isotype** | IgG |
| **Purity/Purification** | Immunogen affinity purified. |
| **Form/Format** | Lyophilized |
| **Sequence Length** | 128 |
| **Applicable Applications for anti-UBA52 antibody** | IHC (Immunohistochemistry), WB (Western Blot) |
| **Immunogen** | E Coli-derived human Ubiquitin recombinant protein (Position: M77-G152). |
| **Contents** | Each vial contains 5mg BSA, 0.9mg NaCl, 0.2mg Na2HPO4, 0.05mg NaN3. |
| **Reconstitution** | Add 0.2ml of distilled water will yield a concentration of 500ug/ml. |
| **Preparation and Storage** | At -20°C for one year. After reconstitution, at 4°C for one month. It can also be aliquotted and stored frozen at -20°C for a longer time. Avoid repeated freezing and thawing. |

## IMAGES

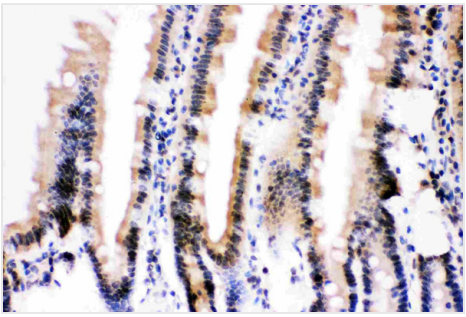

**IHC (Immunohistochemistry)**
Anti- Ubiquitin Picoband antibody, AAA45735, IHC(P)IHC(P): Mouse Intestine Tissue

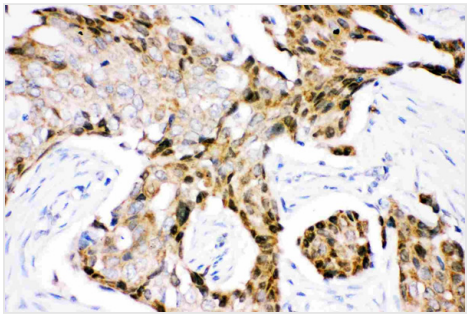

**IHC (Immunohistochemisry)**
Anti- Ubiquitin Picoband antibody, AAA45735, IHC(P)IHC(P): Human Mammary Cancer Tissue

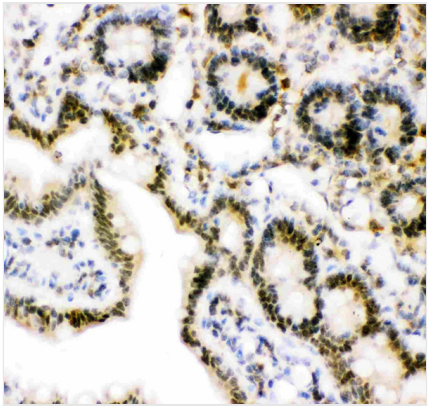

**IHC (Immunohiostchemistry)**
Anti- Ubiquitin Picoband antibody, AAA45735, IHC(P)IHC(P): Rat Intestine Tissue




**WB (Western Blot)**
Anti- Ubiquitin Picoband antibody, AAA45735, Western blottingAll lanes: Anti Ubiquitin (AAA45735) at 0.5ug/mlWB: Recombinant Human Ubiquitin Protein 0.5ngPredicted bind size: 36KDObserved bind size: 36KD

## ADDITIONAL INFORMATION

| | |
|---|---|
| **Related Product Information for anti-UBA52 antibody** | **Description:** Rabbit IgG polyclonal antibody for Ubiquitin-60S ribosomal protein L40(UBA52) detection. Tested with WB, IHC-P in Human, Mouse, Rat.<br><br>**Background:** Ubiquitin (originally, ubiquitous immunopoietic polypeptide) is a small regulatory protein that has been found in almost all tissues (ubiquitously) of eukaryotic organisms. Its gene is mapped to 16p 13.3. The ubiquitin protein itself consists of 76 amino acids and has a molecular mass of about 8.5 kDa. Ubiquitin binds to proteins and labels them for destruction. It directs protein recycling and also direct proteins to other locations in the cell, where they control other protein and cell mechanisms. |

## NCBI AND UNIPROT INFORMATION

| | |
|---|---|
| **NCBI GI #** | 302393718 |
| **NCBI GeneID** | 7311 |
| **UniProt Accession #** | P62987; P02248; P02249; P02250; P14793; P62988; Q29120; Q6LBL4; Q6LDU5; Q8WYN8; Q91887; Q91888 |
| **NCBI Official Full Name** | Ubiquitin-60S ribosomal protein L40 |
| **NCBI Official Synonym Full Names** | ubiquitin A-52 residue ribosomal protein fusion product 1 |
| **NCBI Official Symbol** | UBA52 |
| **NCBI Official Synonym Symbols** | L40; CEP52; RPL40; HUBCEP52 |
| **NCBI Protein Information** | ubiquitin-60S ribosomal protein L40; ubiquitin-CEP52; ubiquitin-52 amino acid fusion protein; ubiquitin carboxyl extension protein 52 |
| **UniProt Protein Name** | Ubiquitin-60S ribosomal protein L40 |
| **UniProt Gene Name** | **UBA52** |
| **UniProt Synonym Gene Names** | UBCEP2 |
| **UniProt Entry Name** | RL40_HUMAN |

**For Research Use Only.** Not for use in diagnostic or therapeutic procedures. Small volumes of product may become entrapped in the seal of the vial during shipment and storage; if necessary, briefly centrifuge the vial on a tabletop centrifuge to dislodge any liquid in the cap.

**AAA Biotech** | Tel: +1 (619) 604-9440 | Fax: +1 (619) 604-9441 | contact@aaabiotech.com
Online datasheet: https://stage.aaabiotech.com/polyclonal/ubiquitin-antibody-immunohistochemistry-western-blot-elisa/45735