Rabbit CRBN Polyclonal Antibody | anti-CRBN antibody

CRBN Antibody

CATALOG #	HOST	REACTIVITY	APPLICATIONS
AAA40665	**Rabbit**	**Human, Mouse, Rat**	**Immunofluorescence, Immunohistochemistry, Western Blot, ELISA**

PRODUCT SYNONYMS

CRBN; Polyclonal Antibody; CRBN Antibody; Cereblon; AD-006; DKFZp781K0715; MGC27358; MRT2A; cereblon; anti-CRBN antibody

PRODUCT SPECIFICATIONS

Host	Rabbit
Reactivity	Human, Mouse, Rat
Clonality	Polyclonal
Isotype	IgG
Specificity	CRBN antibody is human, mouse and rat reactive. At least two isoforms of CRBN are known to exist; this antibody will detect both isoforms.
Purity/Purification	CRBN antibody is affinity chromatography purified via peptide column.
Form/Format	Liquid
Concentration	1 mg/mL (varies by lot)
Sequence Length	442
Applicable Applications for anti-CRBN antibody	IF (Immunofluorescence), IHC (Immunohistochemistry), WB (Western Blot), ELISA
Conjugate	Unconjugated
Immunogen	CRBN antibody was raised against a 16 amino acid peptide near the carboxy terminus of human CRBN.
Buffer	CRBN antibody is supplied in PBS containing 0.02% sodium azide.
Preparation and Storage	Antibody can be stored at 4 degree C up to one year. Antibodies should not be exposed to prolonged high temperatures.

IMAGES

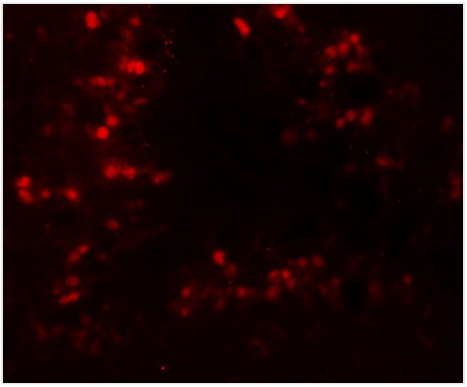

IF (Immunofluorescence)
Immunofluorescence of CRBN in rat testis tissue with CRBN antibody at 20 μg/mL.

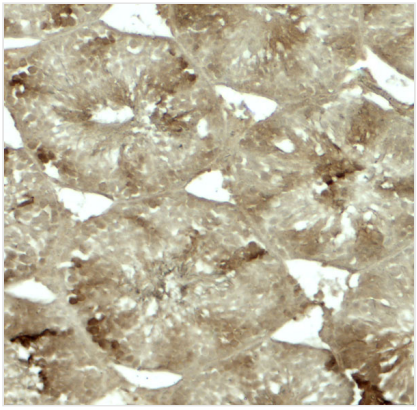

IHC (Immunohiostchemistry)
Immunohistochemistry of CRBN in rat testis tissue with CRBN antibody at 5 μg/mL.

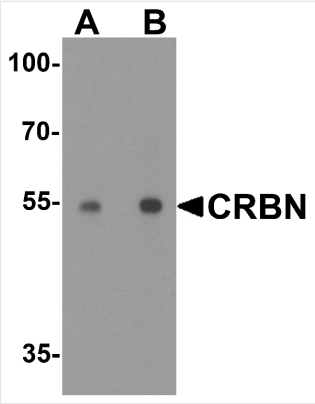

WB (Western Blot)
Western blot analysis of CRBN in human testis tissue lysate with CRBN antibody at (A) 0.5 and (B) 1 μg/ml.

ADDITIONAL INFORMATION

Related Product Information for anti-CRBN antibody	CRBN, a member of the Lon protease protein family, plays a role in brain development (1). It is a component of the DCX (DDB1-CUL4-X-box) E3 protein ligase complex, a complex that mediates the ubiquitination and subsequent proteasomal degradation of target proteins and is required for limb outgrowth and expression of the fibroblast growth factor FGF8 (2). CRBN is thought to regulate the assembly and neuronal surface expression of large-conductance calcium-activated potassium channels in brain regions involved in memory and learning via its interaction with KCNT1. It is widely expressed and highly expressed in brain (3,4).

NCBI AND UNIPROT INFORMATION

NCBI GI #	39545580
NCBI GeneID	51185
NCBI Accession #	NP_057386
NCBI GenBank Nucleotide #	NM_016302.3
UniProt Accession #	Q96SW2; Q6AI62; Q6NVZ0; Q9UHW4; B2R6H4; C9IZA9; C9JAH6
Molecular Weight	Predicted: 49 kDa Observed: 54 kDa
NCBI Official Full Name	protein cereblon isoform 1
NCBI Official Synonym Full Names	cereblon

NCBI Official Symbol	CRBN
NCBI Official Synonym Symbols	MRT2; MRT2A
NCBI Protein Information	protein cereblon; protein x 0001
UniProt Protein Name	Protein cereblon
UniProt Gene Name	**CRBN**
UniProt Entry Name	CRBN_HUMAN

For Research Use Only. Not for use in diagnostic or therapeutic procedures. Small volumes of product may become entrapped in the seal of the vial during shipment and storage; if necessary, briefly centrifuge the vial on a tabletop centrifuge to dislodge any liquid in the cap.

AAA Biotech | Tel: +1 (619) 604-9440 | Fax: +1 (619) 604-9441 | contact@aaabiotech.com
Online datasheet: https://stage.aaabiotech.com/polyclonal/crbn-antibody-immunofluorescence-immunohistochemistry-western-blot-elisa/40665