Rabbit BAMBI Polyclonal Antibody | anti-BAMBI antibody

BAMBI Antibody

CATALOG #	HOST	REACTIVITY	APPLICATIONS
AAA40642	**Rabbit**	**Human, Mouse, Rat**	**Immunofluorescence, Immunohistochemistry, Western Blot, ELISA**

PRODUCT SYNONYMS

BAMBI; Polyclonal Antibody; BAMBI Antibody; BMP and activin membrane-bound inhibitor homolog; BMP and activin membrane-bound inhibitor; anti-BAMBI antibody

PRODUCT SPECIFICATIONS

Host	Rabbit
Reactivity	Human, Mouse, Rat
Clonality	Polyclonal
Isotype	IgG
Specificity	BAMBI antibody is human, mouse and rat reactive.
Purity/Purification	BAMBI antibody is affinity chromatography purified via peptide column.
Form/Format	Liquid
Concentration	1 mg/mL (varies by lot)
Sequence Length	260
Applicable Applications for anti-BAMBI antibody	IF (Immunofluorescence), IHC (Immunohistochemistry), WB (Western Blot), ELISA
Conjugate	Unconjugated
Immunogen	BAMBI antibody was raised against a 17 amino acid peptide near the center of human BAMBI.
Buffer	BAMBI antibody is supplied in PBS containing 0.02% sodium azide.
Preparation and Storage	BAMBI antibody can be stored at 4 degree C for three months and -20 degree C, stable for up to one year.

IMAGES

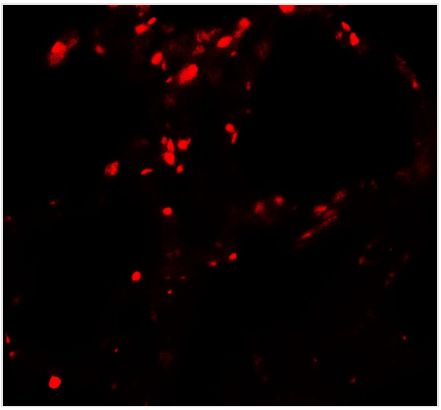

IF (Immunofluorescence)
Immunofluorescence of BAMBI in human lung tissue with BAMBI antibody at 20 μg/ml.

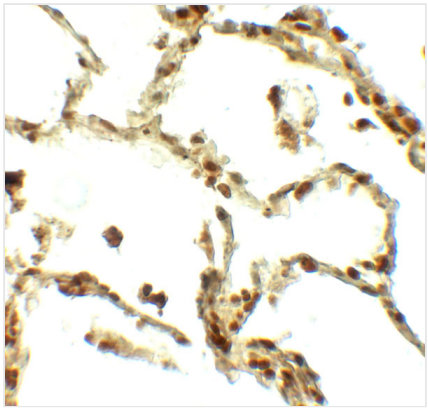

IHC (Immunohiostchemistry)
Immunohistochemistry of BAMBI in human lung tissue with BAMBI antibody at 5 μg/ml.

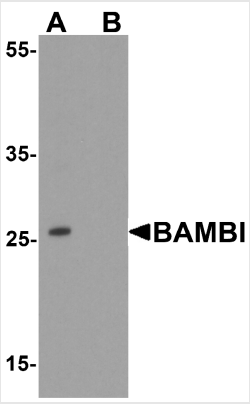

WB (Western Blot)
Western blot analysis of BAMBI in mouse lung tissue lysate with BAMBI antibody at 1 μg/ml in (A) the absence and (B) the presence of blocking peptide.

ADDITIONAL INFORMATION

Related Product Information for anti-BAMBI antibody	BAMBI (BMP and activin membrane-bound inhibitor homolog, NMA) is a membrane spanning glycoprotein that acts as a negative regulator of TGF-beta signaling during development (1). BAMBI transcription regulation is under the influence of beta-catenin, BMP, smad3 and smad4 (2,3). BAMBI expression can increase in colorectal and hepatocellular carcinomas relative to non-cancerous tissues (4). BAMBI is expressed at high levels during odontogenesis. BAMBI is coexpressed with Bmp-4 during early Xenopus embryogenesis and can be detected in poorly metastatic human melanoma cell lines (5).

NCBI AND UNIPROT INFORMATION

NCBI GI #	6912534
NCBI GeneID	25805
NCBI Accession #	NP_036474
NCBI GenBank Nucleotide #	NM_012342.2
Molecular Weight	Predicted: 29 kDa Observed: 26 kDa
NCBI Official Full Name	BMP and activin membrane-bound inhibitor homolog
NCBI Official Synonym Full Names	BMP and activin membrane-bound inhibitor
NCBI Official Symbol	BAMBI
NCBI Official Synonym Symbols	NMA
NCBI Protein Information	BMP and activin membrane-bound inhibitor homolog; non-metastatic gene A protein; putative transmembrane protein NMA
UniProt Protein Name	BMP and activin membrane-bound inhibitor homolog
UniProt Gene Name	**BAMBI**
UniProt Synonym Gene Names	NMA
UniProt Entry Name	BAMBI_HUMAN

For Research Use Only. Not for use in diagnostic or therapeutic procedures. Small volumes of product may become entrapped in the seal of the vial during shipment and storage; if necessary, briefly centrifuge the vial on a tabletop centrifuge to dislodge any liquid in the cap.

AAA Biotech | Tel: +1 (619) 604-9440 | Fax: +1 (619) 604-9441 | contact@aaabiotech.com
Online datasheet: https://stage.aaabiotech.com/polyclonal/bambi-antibody-immunofluorescence-immunohistochemistry-western-blot-elisa/40642