Rabbit CNRIP1 Polyclonal Antibody | anti-CNRIP1 antibody

CNRIP1 Antibody

CATALOG #	HOST	REACTIVITY	APPLICATIONS
AAA40609	**Rabbit**	**Human, Mouse, Rat**	**Immunofluorescence, Immunohistochemistry, Western Blot, ELISA**

PRODUCT SYNONYMS

CNRIP1; Polyclonal Antibody; CNRIP1 Antibody; CRIP1; C2orf32; CB1 cannabinoid receptor-interacting protein 1; CRIP-1; cannabinoid receptor interacting protein 1; anti-CNRIP1 antibody

PRODUCT SPECIFICATIONS

Host	Rabbit
Reactivity	Human, Mouse, Rat
Clonality	Polyclonal
Isotype	IgG
Specificity	At least two isoforms of CNRIP1 are known to exist; this antibody will detect both isoforms.
Purity/Purification	CNRIP1 Antibody is affinity chromatography purified via peptide column.
Form/Format	Liquid; CNRIP1 Antibody is supplied in PBS containing 0.02% sodium azide.
Concentration	1 mg/mL (varies by lot)
Applicable Applications for anti-CNRIP1 antibody	IF (Immunofluorescence), IHC (Immunohistochemistry), WB (Western Blot), ELISA
Homology	Predicted species reactivity based on immunogen sequence: Bovine: (93%)
Immunogen	CNRIP1 antibody was raised against a 15 amino acid peptide near the center of human CNRIP1. The immunogen is located within amino acids 50 - 100 of CNRIP1.
Positive Contol	1) Human Brain Tissue Lysate
Preparation and Storage	CNRIP1 antibody can be stored at 4°C for three months and -20°C.

IMAGES

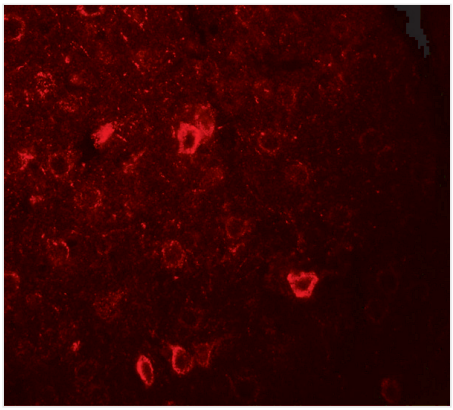

IF (Immunofluorescence)
Immunofluorescence of CNRIP1 in rat brain tissue with CNRIP1 antibody at 20 μg/ml.

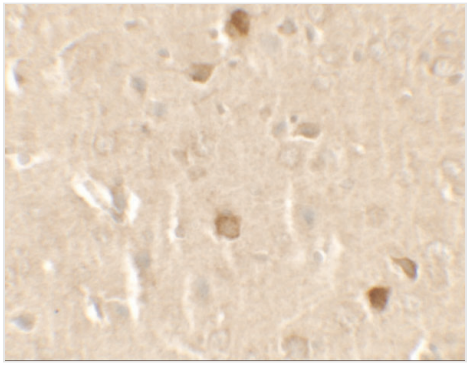

IHC (Immunohiostchemistry)
Immunohistochemistry of CNRIP1 in rat brain tissue with CNRIP1 antibody at 2.5 μg/ml.

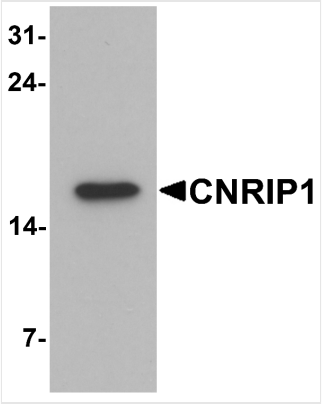

WB (Western Blot)
Western blot analysis of CNRIP1 in human brain tissue lysate with CNRIP1 antibody at 1 μg/mL.

ADDITIONAL INFORMATION

Related Product Information for anti-CNRIP1 antibody	CNRIP1 Antibody: The CNRIP1 (cannabinoid receptor interacting protein 1) protein is a G-protein coupled receptor which interacts with the C-terminal tail of cannabinoid receptor 1 (CB1) and is thought to play a role in synaptic plasticity, analgesia, appetite, and neuroprotection. One isoform of CNRIP1, CNRIP1a, modulates the constitutive CB1 receptor activity in the central nervous system (CNS), while the role of the shorter isoform CNRIP1b is yet unknown. CNRIP1 has been suggested as a potential target for CNS drug discovery.

NCBI AND UNIPROT INFORMATION

NCBI GI #	24308071
NCBI GeneID	25927
NCBI Accession #	NP_056278
NCBI GenBank Nucleotide #	NM_015463.2
UniProt Accession #	Q96F85; Q49AN4; Q9UFZ0; B2R4D0
Molecular Weight	Predicted: 18 kDa Observed: 16 kDa
NCBI Official Full Name	CB1 cannabinoid receptor-interacting protein 1 isoform CRIP1a
NCBI Official Synonym Full Names	cannabinoid receptor interacting protein 1
NCBI Official Symbol	CNRIP1
NCBI Official Synonym Symbols	CRIP1; C2orf32
NCBI Protein Information	CB1 cannabinoid receptor-interacting protein 1; CRIP-1; cannabinoid receptor CB1-interacting protein 1
UniProt Protein Name	CB1 cannabinoid receptor-interacting protein 1
UniProt Gene Name	**CNRIP1**
UniProt Synonym Gene Names	C2orf32; CRIP-1
UniProt Entry Name	CNRP1_HUMAN

For Research Use Only. Not for use in diagnostic or therapeutic procedures. Small volumes of product may become entrapped in the seal of the vial during shipment and storage; if necessary, briefly centrifuge the vial on a tabletop centrifuge to dislodge any liquid in the cap.

AAA Biotech | Tel: +1 (619) 604-9440 | Fax: +1 (619) 604-9441 | contact@aaabiotech.com
Online datasheet: https://stage.aaabiotech.com/polyclonal/cnrip1-antibody-immunofluorescence-immunohistochemistry-western-blot-elisa/40609