Rabbit SIRT2 Polyclonal Antibody | anti-SIRT2 antibody

SIRT2 Antibody

CATALOG #	HOST	REACTIVITY	APPLICATIONS
AAA39758	**Rabbit**	**Human, Mouse, Rat**	**Immunofluorescence, Immunohistochemistry, Western Blot, ELISA**

PRODUCT SYNONYMS

SIRT2; Polyclonal Antibody; SIRT2 Antibody; SIR2; SIR2L; SIR2L2; NAD-dependent protein deacetylase sirtuin-2; Regulatory protein SIR2 homolog 2; sirtuin (silent mating type information regulation 2 homolog) 2 (S. cerevisiae); anti-SIRT2 antibody

PRODUCT SPECIFICATIONS

Host	Rabbit
Reactivity	Human, Mouse, Rat
Clonality	Polyclonal
Isotype	IgG
Purity/Purification	SIRT2 Antibody is affinity chromatography purified via peptide column.
Form/Format	Liquid
Concentration	1 mg/mL (varies by lot)
Sequence Length	389
Applicable Applications for anti-SIRT2 antibody	IF (Immunofluorescence), IHC (Immunohistochemistry), WB (Western Blot), ELISA
Conjugate	Unconjugated
Immunogen	SIRT2 antibody was raised against a 19 amino acid synthetic peptide near the carboxy terminus of the human SIRT2.
Buffer	SIRT2 Antibody is supplied in PBS containing 0.02% sodium azide.
Preparation and Storage	SIRT2 antibody can be stored at 4 degree C for three months and -20 degree C, stable for up to one year. As with all antibodies care should be taken to avoid repeated freeze thaw cycles. Antibodies should not be exposed to prolonged high temperatures.

IMAGES

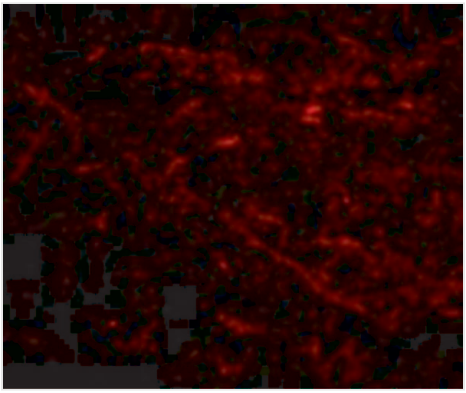

IF (Immunofluorescence)
Immunofluorescence of SIRT2 in Human Brain tissue with SIRT2 antibody at 5 μg/mL.

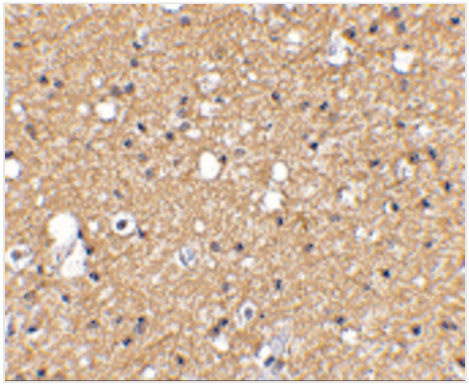

IHC (Immunohiostchemistry)
Immunohistochemical staining of Human Brain tissue using SIRT2 antibody at 2.5 μg/mL.

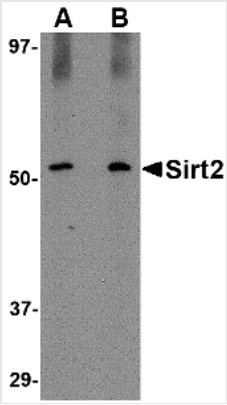

WB (Western Blot)
Western blot analysis of SIRT2 in Mouse brain lysate with SIRT2 antibody at (A) 1 and (B) 2 μg/mL.

ADDITIONAL INFORMATION

Related Product Information for anti-SIRT2 antibody	SIRT2 Antibody: The founding member of the sirtuin protein family was the silent information regulator 2 protein (Sir2p) of Saccharomyces cervisiae, an NAD+-dependent histone deacetylase (HDAC) that regulates chromatin silencing. The SIR2 family of genes are highly conserved from prokaryotes to eukaryotes. Mammals have seven homologs of Sir2p, SIRT1-7, which are involved in diverse processes ranging from transcriptional regulation, cell cycle progression and DNA-damage repair to aging. SIRT2 is a predominantly cytoplasmic protein that colocalizes with microtubules and can deacetylate alpha-tubulin and regulate progression through the cell cycle. Most Sirtuins are highly expressed in brain and testis, while Sirt2 expression is higher in fetal relative to adult brain. Recent studies on SIRT2 support the therapeutic utility of inhibitors for the treatment of neurodegenerative diseases such as Parkinson's disease.

NCBI AND UNIPROT INFORMATION

NCBI GI #	13775600
NCBI GeneID	22933
NCBI Accession #	NP_036369
NCBI GenBank Nucleotide #	NM_012237.3
UniProt Accession #	Q8IXJ6; O95889; Q924Y7; Q9P0G8; Q9UNT0; Q9Y6E9; A8K3V1; B2RB45; U5TP13
Molecular Weight	Predicted: 43 kDa Observed: 52 kDa

NCBI Official Full Name	NAD-dependent protein deacetylase sirtuin-2 isoform 1
NCBI Official Synonym Full Names	sirtuin 2
NCBI Official Symbol	SIRT2
NCBI Official Synonym Symbols	SIR2; SIR2L; SIR2L2
NCBI Protein Information	NAD-dependent protein deacetylase sirtuin-2; sirtuin type 2; SIR2-like protein 2; sir2-related protein type 2; silent information regulator 2; regulatory protein SIR2 homolog 2; NAD-dependent deacetylase sirtuin-2
UniProt Protein Name	NAD-dependent protein deacetylase sirtuin-2
UniProt Gene Name	**SIRT2**
UniProt Synonym Gene Names	SIR2L; SIR2L2
UniProt Entry Name	SIR2_HUMAN

For Research Use Only. Not for use in diagnostic or therapeutic procedures. Small volumes of product may become entrapped in the seal of the vial during shipment and storage; if necessary, briefly centrifuge the vial on a tabletop centrifuge to dislodge any liquid in the cap.

AAA Biotech | Tel: +1 (619) 604-9440 | Fax: +1 (619) 604-9441 | contact@aaabiotech.com
Online datasheet: https://stage.aaabiotech.com/polyclonal/sirt2-antibody-immunofluorescence-immunohistochemistry-western-blot-elisa/39758