Rabbit Amyloid beta A4 Polyclonal Antibody | anti-APP antibody

Amyloid beta A4 Antibody

CATALOG #	HOST	REACTIVITY	APPLICATIONS
AAA316670	**Rabbit**	**Human, Mouse, Rat**	**ELISA, Immunofluorescence, Immunohistochemistry, Western Blot**

PRODUCT SYNONYMS

Amyloid beta A4; Polyclonal Antibody; Amyloid beta A4 Antibody; A4; ABPP; AD1; APP; APPI; Alzheimer's disease amyloid protein; Amyloid beta A4 protein precursor; Beta-amyloid protein 40; Beta-amyloid protein 42; C31; C83; CVAP; Cerebral vascular amyloid peptide; Gamma-CTF(50); Gamma-CTF(57); Gamma-CTF(59); P3(40); P3(; anti-APP antibody

PRODUCT SPECIFICATIONS

Host	Rabbit
Reactivity	Human, Mouse, Rat
Clonality	Polyclonal
Specificity	Amyloid beta A4 Antibody detects endogenous levels of total Amyloid beta A4 protein.
Purity/Purification	Purified from rabbit antiserum by affinity-chromatography using immunogen.
Form/Format	Rabbit IgG in phosphate buffered saline (without Mg2+ and Ca2+), pH 7.4, 150mM NaCl, 0.02% sodium azide and 50% glycerol.
Concentration	1 mg/ml (varies by lot)
Sequence Length	746
Applicable Applications for anti-APP antibody	ELISA, IF (Immunofluorescence), IHC (Immunohistochemistry), WB (Western Blot)
Target Modification	Unmodified/Total
Immunogen	The antiserum was produced against synthesized peptide derived from human APP.
Immunogen Range	711-760
Preparation and Storage	Stable at -20 degree C for at least 1 year.

IMAGES



WB (Western Blot)
Western blot analysis of lysates from HeLa and COLO205 cells, using Amyloid beta A4 Antibody. The lane on the right is blocked with the synthesized peptide.

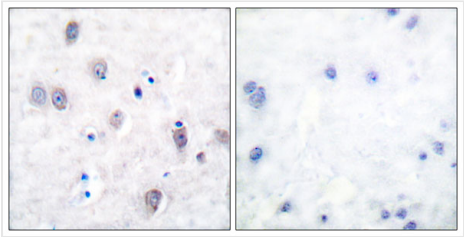

IHC (Immunohiostchemistry)
Immunohistochemistry analysis of paraffin-embedded human brain, using Amyloid beta A4 Antibody. The picture on the right is blocked with the synthesized peptide.

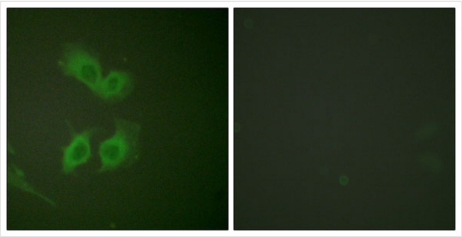

IF (Immunofluorescence)
Immunofluorescence analysis of HeLa cells, using Amyloid beta A4 Antibody. The picture on the right is blocked with the synthesized peptide.

NCBI AND UNIPROT INFORMATION

NCBI GI #	4502167
NCBI GeneID	351
NCBI Accession #	NP_000475.1
NCBI GenBank Nucleotide #	NM_000484.3
UniProt Accession #	P05067; P09000; P78438; Q13764; Q13778; Q13793; Q16011; B2R5V1; B4DII8; D3DSD1; D3DSD2; D3DSD3
Molecular Weight	86 kDa
NCBI Official Full Name	amyloid-beta A4 protein isoform a
NCBI Official Synonym Full Names	amyloid beta precursor protein
NCBI Official Symbol	APP
NCBI Official Synonym Symbols	AAA; AD1; PN2; ABPP; APPI; CVAP; ABETA; PN-II; preA4; CTFgamma
NCBI Protein Information	amyloid-beta A4 protein
UniProt Protein Name	Amyloid-beta A4 protein
UniProt Gene Name	**APP**
UniProt Synonym Gene Names	A4; AD1; APP; CVAP; PN-II; S-APP-alpha; S-APP-beta; Beta-CTF; Abeta42; Abeta40; Alpha-CTF; AICD-59; AID(59); AICD-57; AID(57); AICD-50; AID(50)

For Research Use Only. Not for use in diagnostic or therapeutic procedures. Small volumes of product may become entrapped in the seal of the vial during shipment and storage; if necessary, briefly centrifuge the vial on a tabletop centrifuge to dislodge any liquid in the cap.