Rabbit anti-Mouse, Rat PLP1 Polyclonal Antibody | anti-PLP1 antibody

PLP1 Rabbit Polyclonal Antibody

CATALOG #	HOST	REACTIVITY	APPLICATIONS
AAA314674	**Rabbit**	**Mouse, Rat**	**Immunofluorescence, Immunohistochemistry, Western Blot**

PRODUCT SYNONYMS

PLP1; Polyclonal Antibody; PLP1 Rabbit Polyclonal Antibody; GPM6C; HLD1; MMPL; PLP; PLP/DM20; PMD; SPG2; anti-PLP1 antibody

PRODUCT SPECIFICATIONS

Host	Rabbit
Reactivity	Mouse, Rat
Clonality	Polyclonal
Isotype	IgG
Purity/Purification	Affinity purification
Form/Format	Buffer: PBS with 0.02% sodium azide, 50% glycerol, pH7.3.
Applicable Applications for anti-PLP1 antibody	IF (Immunofluorescence), IHC (Immunohistochemistry), WB (Western Blot)
Immunogen	Recombinant fusion protein of human PLP1 (NP_955772.1).
Preparation and Storage	Store at -20 degree C. Avoid freeze/thaw cycles.

IMAGES

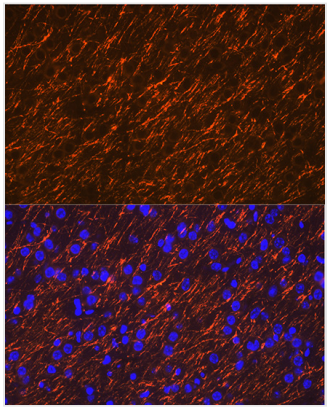

IF (Immunofluorescence)
Immunofluorescence analysis of mouse brain using PLP1 Rabbit pAb.

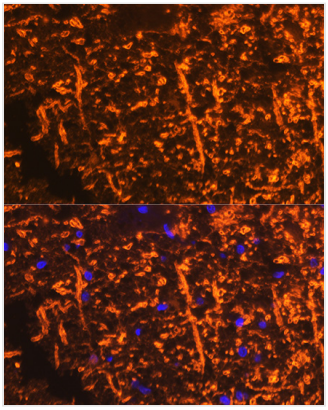

IF (Immunofluorescence)
Immunofluorescence analysis of rat brain using PLP1 Rabbit pAb.

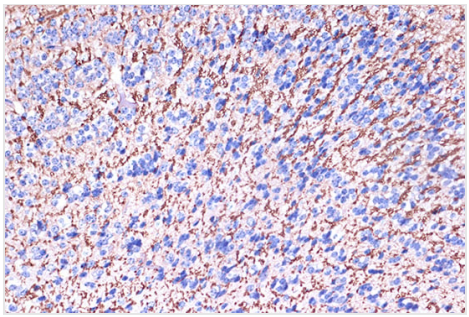

IHC (Immunohistochemisry)
Immunohistochemistry of paraffin-embedded mouse brain using PLP1 Rabbit pAb.

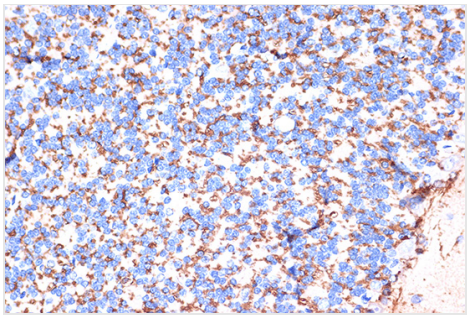

IHC (Immunohiostchemistry)
Immunohistochemistry of paraffin-embedded rat brain using PLP1 Rabbit pAb.

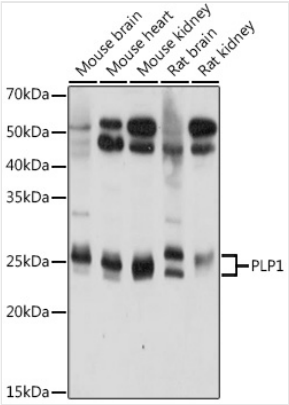

WB (Western Blot)
Western blot analysis of extracts of various cell lines, using PLP1 antibody.

ADDITIONAL INFORMATION

Related Product Information for anti-PLP1 antibody	This gene encodes a transmembrane proteolipid protein that is the predominant component of myelin. The encoded protein may play a role in the compaction, stabilization, and maintenance of myelin sheaths, as well as in oligodendrocyte development and axonal survival. Mutations in this gene cause Pelizaeus-Merzbacher disease and spastic paraplegia type 2. Alternatively splicing results in multiple transcript variants, including the DM20 splice variant.
Product Categories/Family for anti-PLP1 antibody	Primary Antibody

NCBI AND UNIPROT INFORMATION

NCBI GI #	387028
NCBI GeneID	5354
UniProt Accession #	P60201; P04400; P06905; Q502Y1; Q6FHZ6
Molecular Weight	30,077 Da
NCBI Official Full Name	proteolipid protein, partial
NCBI Official Synonym Full Names	proteolipid protein 1
NCBI Official Symbol	PLP1
NCBI Official Synonym Symbols	PLP; PMD; HLD1; MMPL; SPG2; GPM6C; PLP/DM20
NCBI Protein Information	myelin proteolipid protein; lipophilin; major myelin proteolipid protein
UniProt Protein Name	Myelin proteolipid protein
UniProt Gene Name	**PLP1**

UniProt Synonym Gene Names	PLP; PLP
UniProt Entry Name	MYPR_HUMAN

For Research Use Only. Not for use in diagnostic or therapeutic procedures. Small volumes of product may become entrapped in the seal of the vial during shipment and storage; if necessary, briefly centrifuge the vial on a tabletop centrifuge to dislodge any liquid in the cap.

AAA Biotech | Tel: +1 (619) 604-9440 | Fax: +1 (619) 604-9441 | contact@aaabiotech.com
Online datasheet: https://stage.aaabiotech.com/polyclonal/plp1-antibody-immunofluorescence-immunohistochemistry-western-blot-elisa/314674