Rabbit OR10H3 Polyclonal Antibody | anti-OR10H3 antibody

OR10H3 Rabbit Polyclonal Antibody

CATALOG #	HOST	REACTIVITY	APPLICATIONS
AAA314636	**Rabbit**	**Human, Mouse, Rat**	**Immunohistochemistry, Western Blot**

PRODUCT SYNONYMS

OR10H3; Polyclonal Antibody; OR10H3 Rabbit Polyclonal Antibody; anti-OR10H3 antibody

PRODUCT SPECIFICATIONS

Host	Rabbit
Reactivity	Human, Mouse, Rat
Clonality	Polyclonal
Isotype	IgG
Purity/Purification	Affinity purification
Form/Format	Buffer: PBS with 0.02% sodium azide, 50% glycerol, pH7.3.
Applicable Applications for anti-OR10H3 antibody	IHC (Immunohistochemistry), WB (Western Blot)
Immunogen	A synthetic peptide of human OR10H3 (NP_039227.1).
Preparation and Storage	Store at -20 degree C. Avoid freeze/thaw cycles.

IMAGES

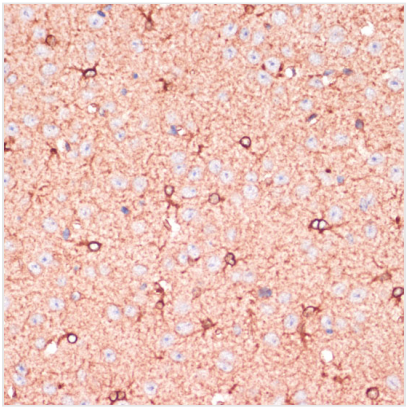

IHC (Immunohistochemistry)
Immunohistochemistry of paraffin-embedded mouse brain using OR10H3 antibody.

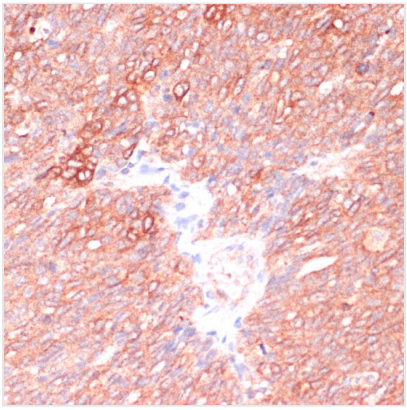

IHC (Immunohistochemisry)
Immunohistochemistry of paraffin-embedded human oophoroma using OR10H3 antibody.

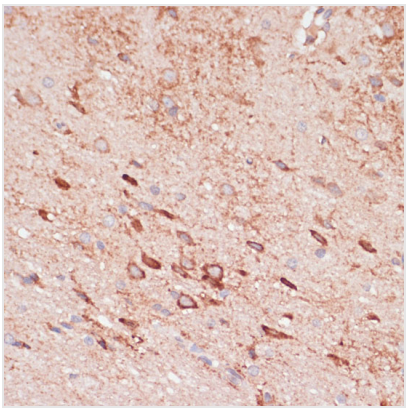

IHC (Immunohiostchemistry)
Immunohistochemistry of paraffin-embedded rat brain using OR10H3 antibody.

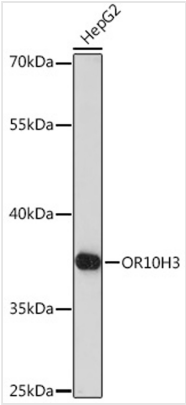

WB (Western Blot)
Western blot analysis of extracts of HepG2 cells, using OR10H3 Rabbit pAb.

ADDITIONAL INFORMATION

Related Product Information for anti-OR10H3 antibody	Olfactory receptors interact with odorant molecules in the nose, to initiate a neuronal response that triggers the perception of a smell. The olfactory receptor proteins are members of a large family of G-protein-coupled receptors (GPCR) arising from single coding-exon genes. Olfactory receptors share a 7-transmembrane domain structure with many neurotransmitter and hormone receptors and are responsible for the recognition and G protein-mediated transduction of odorant signals. The olfactory receptor gene family is the largest in the genome. The nomenclature assigned to the olfactory receptor genes and proteins for this organism is independent of other organisms.
Product Categories/Family for anti-OR10H3 antibody	Primary Antibody

NCBI AND UNIPROT INFORMATION

NCBI GI #	62241001
NCBI GeneID	1147
NCBI Accession #	NP_001269.3
NCBI GenBank Nucleotide #	NM_001278.3
UniProt Accession #	O60404; O14666; Q13132; Q5W0I4; Q92467; O15111
Molecular Weight	84,640 Da
NCBI Official Full Name	inhibitor of nuclear factor kappa-B kinase subunit alpha
NCBI Official Synonym Full Names	conserved helix-loop-helix ubiquitous kinase
NCBI Official Symbol	CHUK
NCBI Official Synonym Symbols	IKK1; IKKA; IKBKA; TCF16; NFKBIKA; IKK-alpha
NCBI Protein Information	inhibitor of nuclear factor kappa-B kinase subunit alpha; TCF-16; IKK-a kinase; I-kappa-B kinase 1; I-kappa-B kinase-alpha; transcription factor 16; IkB kinase alpha subunit; Nuclear factor NFkappaB inhibitor kinase alpha
UniProt Protein Name	Inhibitor of nuclear factor kappa-B kinase subunit alpha
UniProt Gene Name	**CHUK**
UniProt Synonym Gene Names	IKKA; TCF16; I-kappa-B kinase alpha; IKK-A; IKK-alpha; IkBKA; IkappaB kinase; IKK1; NFKBIKA; TCF-16
UniProt Entry Name	IKKA_HUMAN

For Research Use Only. Not for use in diagnostic or therapeutic procedures. Small volumes of product may become entrapped in the seal of the vial during shipment and storage; if necessary, briefly centrifuge the vial on a tabletop centrifuge to dislodge any liquid in the cap.