Rabbit MT-CYB Polyclonal Antibody | anti-MT-CYB antibody

MT-CYB Rabbit Polyclonal Antibody

CATALOG #	HOST	REACTIVITY	APPLICATIONS
AAA313768	**Rabbit**	**Human, Mouse, Rat**	**Immunofluorescence, Immunohistochemistry, Western Blot**

PRODUCT SYNONYMS

MT-CYB; Polyclonal Antibody; MT-CYB Rabbit Polyclonal Antibody; MTCYB; anti-MT-CYB antibody

PRODUCT SPECIFICATIONS

Host	Rabbit
Reactivity	Human, Mouse, Rat
Clonality	Polyclonal
Isotype	IgG
Purity/Purification	Affinity purification
Form/Format	Buffer: PBS with 0.02% sodium azide, 50% glycerol, pH7.3.
Applicable Applications for anti-MT-CYB antibody	IF (Immunofluorescence), IHC (Immunohistochemistry), WB (Western Blot)
Immunogen	Recombinant protein of human MT-CYB.
Preparation and Storage	Store at -20 degree C. Avoid freeze/thaw cycles.

IMAGES

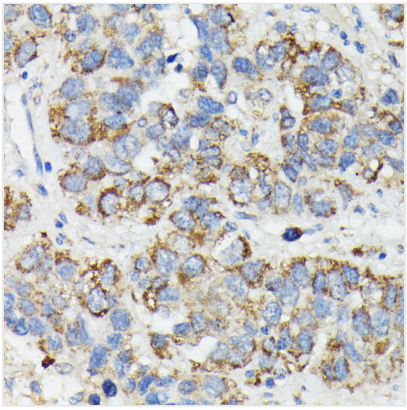

IHC (Immunohistochemistry)
Immunohistochemistry of paraffin-embedded human liver cancer using MT-CYB at dilution of 1:100 (40x lens).

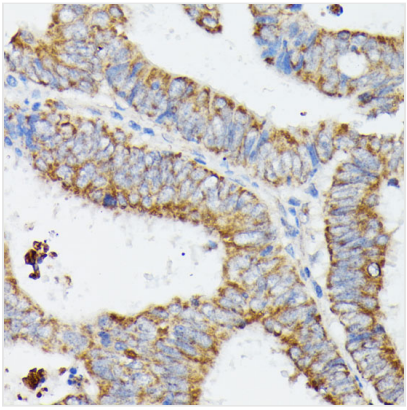

IHC (Immunohistochemisry)
Immunohistochemistry of paraffin-embedded human colon carcinoma using MT-CYB at dilution of 1:100 (40x lens).

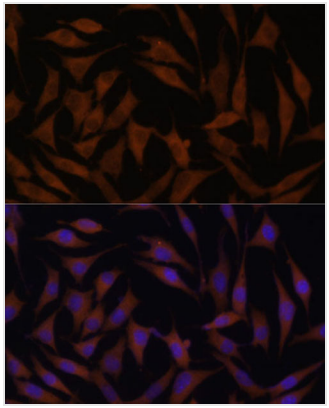

IF (Immunofluorescence)
Immunofluorescence analysis of L929 cells using MT-CYB Polyclonal at dilution of 1:100 (40x lens). Blue: DAPI for nuclear staining.

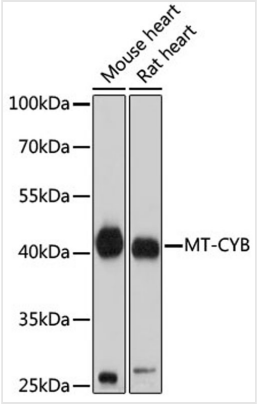

WB (Western Blot)
Western blot analysis of extracts of various cell lines, using MT-CYB at 1:1000 dilution.

ADDITIONAL INFORMATION

Product Categories/Family for anti-MT-CYB antibody	Primary Antibody

NCBI AND UNIPROT INFORMATION

NCBI GI #	251831119
NCBI GeneID	4519
NCBI Accession #	YP_003024038.1
NCBI GenBank Nucleotide #	NC_012920.1
UniProt Accession #	P00156; Q34786; Q8HBR6; Q8HNQ0; Q8HNQ1; Q8HNQ9; Q8HNR4; Q8HNR7; Q8W7V8; Q8WCV9; Q8WCY2; Q8WCY7
Molecular Weight	42,718 Da
NCBI Official Full Name	cytochrome b (mitochondrion)
NCBI Official Synonym Full Names	mitochondrially encoded cytochrome b
NCBI Official Symbol	MT-CYB
NCBI Official Synonym Symbols	MTCYB; CYTB
NCBI Protein Information	cytochrome b
UniProt Protein Name	Cytochrome b
UniProt Gene Name	**MT-CYB**
UniProt Synonym Gene Names	COB; CYTB; MTCYB
UniProt Entry Name	CYB_HUMAN

For Research Use Only. Not for use in diagnostic or therapeutic procedures. Small volumes of product may become entrapped in the seal of the vial during shipment and storage; if necessary, briefly centrifuge the vial on a tabletop centrifuge to dislodge any liquid in the cap.

AAA Biotech | Tel: +1 (619) 604-9440 | Fax: +1 (619) 604-9441 | contact@aaabiotech.com
Online datasheet: https://stage.aaabiotech.com/polyclonal/mt-cyb-antibody-immunofluorescence-immunohistochemistry-western-blot-elisa/313768