Rabbit USP46 Polyclonal Antibody | anti-USP46 antibody

USP46 Rabbit Polyclonal Antibody

CATALOG #	HOST	REACTIVITY	APPLICATIONS
AAA313762	**Rabbit**	**Human, Mouse, Rat**	**Immunofluorescence, Immunohistochemistry, Western Blot**

PRODUCT SYNONYMS

USP46; Polyclonal Antibody; USP46 Rabbit Polyclonal Antibody; anti-USP46 antibody

PRODUCT SPECIFICATIONS

Host	Rabbit
Reactivity	Human, Mouse, Rat
Clonality	Polyclonal
Isotype	IgG
Purity/Purification	Affinity purification
Form/Format	Buffer: PBS with 0.02% sodium azide, pH7.3.
Applicable Applications for anti-USP46 antibody	IF (Immunofluorescence), IHC (Immunohistochemistry), WB (Western Blot)
Immunogen	A synthetic Peptide of human USP46
Preparation and Storage	Store at -20 degree C. Avoid freeze/thaw cycles.

IMAGES

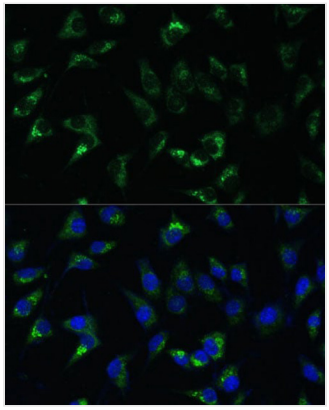

IF (Immunofluorescence)
Immunofluorescence analysis of L-929 cells using USP46 Polyclonal at dilution of 1:100 (40x lens). Blue: DAPI for nuclear staining.

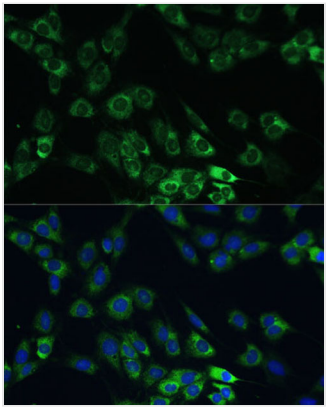

IF (Immunofluorescence)
Immunofluorescence analysis of C6 cells using USP46 Polyclonal at dilution of 1:100 (40x lens). Blue: DAPI for nuclear staining.

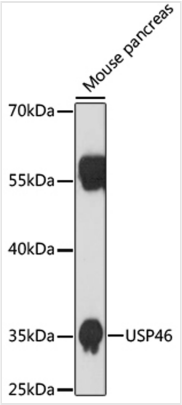

WB (Western Blot)
Western blot analysis of extracts of mouse pancreas, using USP46 at 1:1000 dilution.

ADDITIONAL INFORMATION

Product Categories/Family for anti-USP46 antibody	Primary Antibody

NCBI AND UNIPROT INFORMATION

NCBI GI #	197116355
NCBI GeneID	64854
NCBI Accession #	NP_001127695.1
NCBI GenBank Nucleotide #	NM_001134223.1
UniProt Accession #	P62068; Q80V95; Q9H7U4; Q9H9T8; B7Z3Y7; B7Z675; B7Z7S3; G8ACC7
Molecular Weight	41,112 Da
NCBI Official Full Name	ubiquitin carboxyl-terminal hydrolase 46 isoform 2
NCBI Official Synonym Full Names	ubiquitin specific peptidase 46
NCBI Official Symbol	USP46
NCBI Protein Information	ubiquitin carboxyl-terminal hydrolase 46; deubiquitinating enzyme 46; ubiquitin thioesterase 46; ubiquitin thiolesterase 46; ubiquitin-specific-processing protease 46
UniProt Protein Name	Ubiquitin carboxyl-terminal hydrolase 46
UniProt Gene Name	**USP46**
UniProt Entry Name	UBP46_HUMAN

For Research Use Only. Not for use in diagnostic or therapeutic procedures. Small volumes of product may become entrapped in the seal of the vial during shipment and storage; if necessary, briefly centrifuge the vial on a tabletop centrifuge to dislodge any liquid in the cap.

AAA Biotech | Tel: +1 (619) 604-9440 | Fax: +1 (619) 604-9441 | contact@aaabiotech.com
Online datasheet: https://stage.aaabiotech.com/polyclonal/usp46-antibody-immunofluorescence-immunohistochemistry-western-blot-elisa/313762