Rabbit PIK3R2 Polyclonal Antibody | anti-PIK3R2 antibody

PIK3R2 Rabbit Polyclonal Antibody

CATALOG #	HOST	REACTIVITY	APPLICATIONS
AAA313741	**Rabbit**	**Human, Mouse, Rat**	**Immunohistochemistry, Western Blot**

PRODUCT SYNONYMS

PIK3R2; Polyclonal Antibody; PIK3R2 Rabbit Polyclonal Antibody; MPPH; MPPH1; P85B; p85; p85-BETA; anti-PIK3R2 antibody

PRODUCT SPECIFICATIONS

Host	Rabbit
Reactivity	Human, Mouse, Rat
Clonality	Polyclonal
Isotype	IgG
Purity/Purification	Affinity purification
Form/Format	Buffer: PBS with 0.02% sodium azide, 50% glycerol, pH7.3.
Applicable Applications for anti-PIK3R2 antibody	IHC (Immunohistochemistry), WB (Western Blot)
Immunogen	Recombinant fusion protein of Human PIK3R2.
Preparation and Storage	Store at -20 degree C. Avoid freeze/thaw cycles.

IMAGES

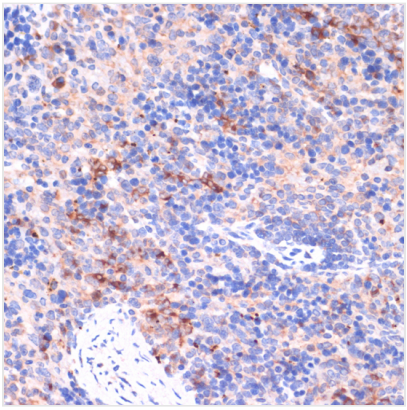

IHC (Immunohistochemistry)
Immunohistochemistry of paraffin-embedded mouse spleen using PIK3R2 at dilution of 1:200 (40x lens).

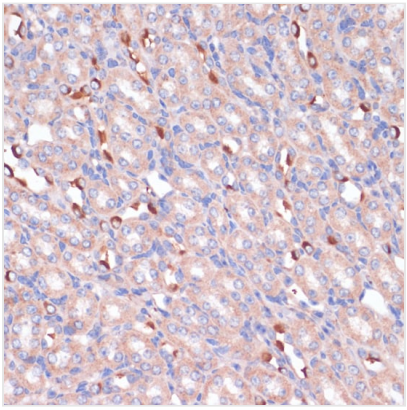

IHC (Immunohistochemisry)
Immunohistochemistry of paraffin-embedded mouse kidney using PIK3R2 at dilution of 1:200 (40x lens).

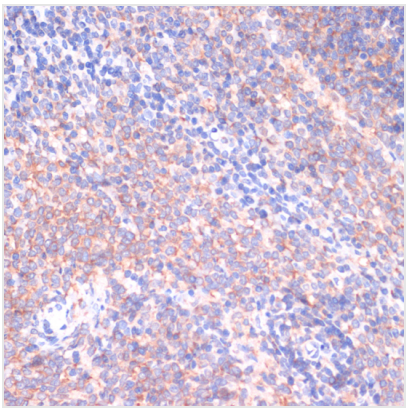

IHC (Immunohiostchemistry)
Immunohistochemistry of paraffin-embedded rat spleen using PIK3R2 at dilution of 1:200 (40x lens).

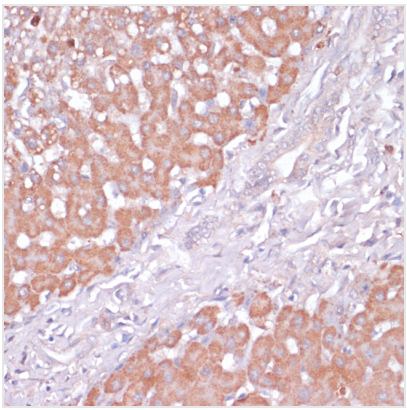

IHC (Immunohistochemistry)
Immunohistochemistry of paraffin-embedded human liver using PIK3R2 at dilution of 1:200 (40x lens).

ADDITIONAL INFORMATION

Related Product Information for anti-PIK3R2 antibody	Phosphatidylinositol 3-kinase (PI3K) is a lipid kinase that phosphorylates phosphatidylinositol and similar compounds, creating second messengers important in growth signaling pathways. PI3K functions as a heterodimer of a regulatory and a catalytic subunit. The protein encoded by this gene is a regulatory component of PI3K. Two transcript variants, one protein coding and the other non-protein coding, have been found for this gene. [provided by RefSeq, Dec 2012]
Product Categories/Family for anti-PIK3R2 antibody	Primary Antibody

NCBI AND UNIPROT INFORMATION

NCBI GI #	4826908
NCBI GeneID	5296
NCBI Accession #	NP_005018.1
NCBI GenBank Nucleotide #	NM_005027.3
UniProt Accession #	O00459; Q5EAT5; Q9UPH9
Molecular Weight	728
NCBI Official Full Name	phosphatidylinositol 3-kinase regulatory subunit beta
NCBI Official Synonym Full Names	phosphoinositide-3-kinase, regulatory subunit 2 (beta)
NCBI Official Symbol	PIK3R2
NCBI Official Synonym Symbols	p85; MPPH; P85B; p85-BETA
NCBI Protein Information	phosphatidylinositol 3-kinase regulatory subunit beta; PI3-kinase subunit p85-beta; PI3K regulatory subunit beta; ptdIns-3-kinase regulatory subunit p85-beta; phosphatidylinositol 3-kinase 85 kDa regulatory subunit beta; phosphatidylinositol 3-kinase, reg
UniProt Protein Name	Phosphatidylinositol 3-kinase regulatory subunit beta
UniProt Gene Name	**PIK3R2**
UniProt Synonym Gene Names	PI3-kinase regulatory subunit beta; PI3K regulatory subunit beta; PtdIns-3-kinase regulatory subunit beta; PI3-kinase subunit p85-beta
UniProt Entry Name	P85B_HUMAN

For Research Use Only. Not for use in diagnostic or therapeutic procedures. Small volumes of product may become entrapped in the seal of the vial during shipment and storage; if necessary, briefly centrifuge the vial on a tabletop centrifuge to dislodge any liquid in the cap.

AAA Biotech | Tel: +1 (619) 604-9440 | Fax: +1 (619) 604-9441 | contact@aaabiotech.com
Online datasheet: https://stage.aaabiotech.com/polyclonal/pik3r2-antibody-immunohistochemistry-western-blot-elisa/313741