Rabbit TRPV3 Polyclonal Antibody | anti-TRPV3 antibody

TRPV3 Rabbit Polyclonal Antibody

CATALOG #	HOST	REACTIVITY	APPLICATIONS
AAA313326	**Rabbit**	**Human, Mouse, Rat**	**Immunohistochemistry, Western Blot**

PRODUCT SYNONYMS

TRPV3; Polyclonal Antibody; TRPV3 Rabbit Polyclonal Antibody; FNEPPK2; OLMS; VRL3; anti-TRPV3 antibody

PRODUCT SPECIFICATIONS

Host	Rabbit
Reactivity	Human, Mouse, Rat
Clonality	Polyclonal
Isotype	IgG
Purity/Purification	Affinity purification
Form/Format	Buffer: PBS with 0.02% sodium azide, 50% glycerol, pH7.3.
Applicable Applications for anti-TRPV3 antibody	IHC (Immunohistochemistry), WB (Western Blot)
Immunogen	A synthetic peptide of human TRPV3 (NP_659505.1).
Preparation and Storage	Store at -20 degree C. Avoid freeze/thaw cycles.

IMAGES

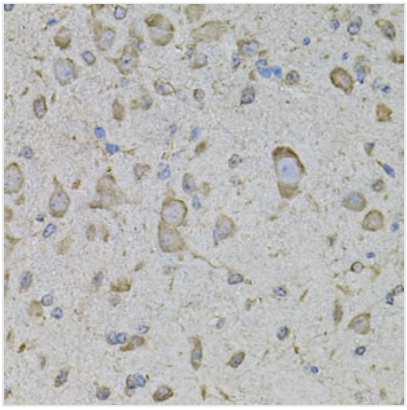

IHC (Immunohistochemisry)
Immunohistochemistry of paraffin-embedded mouse brain using TRPV3 at dilution of 1:100 (40x lens).

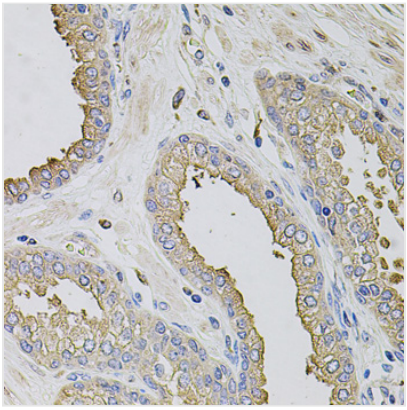

IHC (Immunohiostchemistry)
Immunohistochemistry of paraffin-embedded human prostate using TRPV3 at dilution of 1:100 (40x lens).

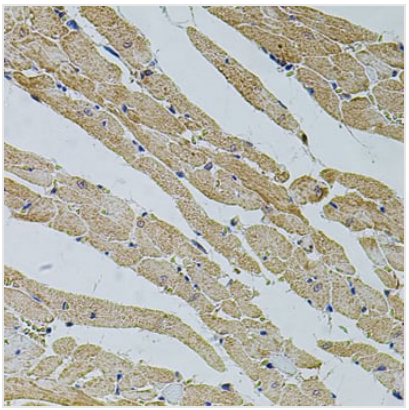

IHC (Immunohistochemistry)
Immunohistochemistry of paraffin-embedded rat heart using TRPV3 at dilution of 1:100 (40x lens).

ADDITIONAL INFORMATION

Related Product Information for anti-TRPV3 antibody	This gene product belongs to a family of nonselective cation channels that function in a variety of processes, including temperature sensation and vasoregulation. The thermosensitive members of this family are expressed in subsets of sensory neurons that terminate in the skin, and are activated at distinct physiological temperatures. This channel is activated at temperatures between 22 and 40 degrees C. This gene lies in close proximity to another family member gene on chromosome 17, and the two encoded proteins are thought to associate with each other to form heteromeric channels. Multiple transcript variants encoding different isoforms have been found for this gene.
Product Categories/Family for anti-TRPV3 antibody	Primary Antibody

NCBI AND UNIPROT INFORMATION

NCBI GI #	62901456
NCBI GeneID	162514
UniProt Accession #	Q8NET8; Q8NDW7; Q8NET9; Q8NFH2
Molecular Weight	87,661 Da
NCBI Official Full Name	Transient receptor potential cation channel subfamily V member 3
NCBI Official Synonym Full Names	transient receptor potential cation channel, subfamily V, member 3
NCBI Official Symbol	TRPV3
NCBI Official Synonym Symbols	OLMS; VRL3
NCBI Protein Information	transient receptor potential cation channel subfamily V member 3; VRL-3; vanilloid receptor-like 3; vanilloid receptor-related osmotically activated channel protein
UniProt Protein Name	Transient receptor potential cation channel subfamily V member 3
UniProt Gene Name	**TRPV3**
UniProt Synonym Gene Names	TrpV3; VRL-3
UniProt Entry Name	TRPV3_HUMAN

For Research Use Only. Not for use in diagnostic or therapeutic procedures. Small volumes of product may become entrapped in the seal of the vial during shipment and storage; if necessary, briefly centrifuge the vial on a tabletop centrifuge to dislodge any liquid in the cap.

AAA Biotech | Tel: +1 (619) 604-9440 | Fax: +1 (619) 604-9441 | contact@aaabiotech.com
Online datasheet: https://stage.aaabiotech.com/polyclonal/trpv3-antibody-immunohistochemistry-western-blot-elisa/313326