Rabbit HPCAL1 Polyclonal Antibody | anti-HPCAL1 antibody

HPCAL1 Antibody

CATALOG #	HOST	REACTIVITY	APPLICATIONS
AAA311767	**Rabbit**	**Human, Mouse, Rat**	**Immunohistochemistry, Western Blot**

PRODUCT SYNONYMS

HPCAL1; Polyclonal Antibody; HPCAL1 Antibody; BDR1; HLP2; VILIP-3; anti-HPCAL1 antibody

PRODUCT SPECIFICATIONS

Host	Rabbit
Reactivity	Human, Mouse, Rat
Clonality	Polyclonal
Purity/Purification	Antigen affinity purification
Form/Format	pH7.4 PBS, 0.05% NaN3, 40% Glycerol
Concentration	1.6mg/mL (varies by lot)
Applicable Applications for anti-HPCAL1 antibody	IHC (Immunohistochemistry), WB (Western Blot)
Immunogen	Fusion protein of human HPCAL1
Conjugation	Unconjugated
Preparation and Storage	Store at -20 degree C for 1 year.

IMAGES

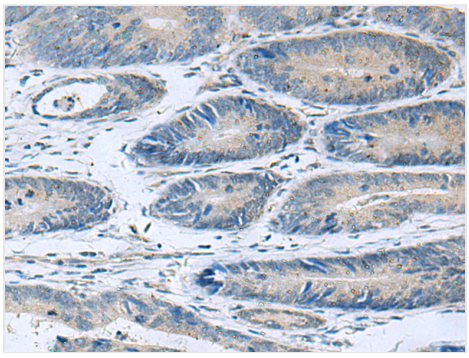

IHC (Immunohistochemisry)
The image is immunohistochemistry of paraffin-embedded Human colorectal cancer tissue using (HPCAL1 Antibody) at dilution 1/90.

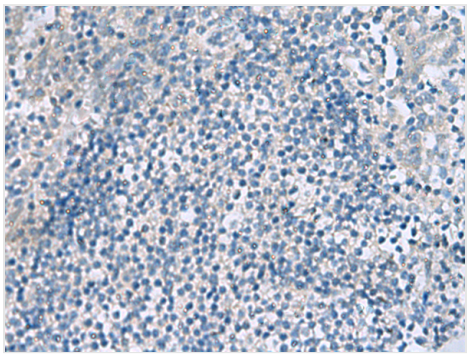

IHC (Immunohiostchemistry)
The image is immunohistochemistry of paraffin-embedded Human tonsil tissue using (HPCAL1 Antibody) at dilution 1/90.

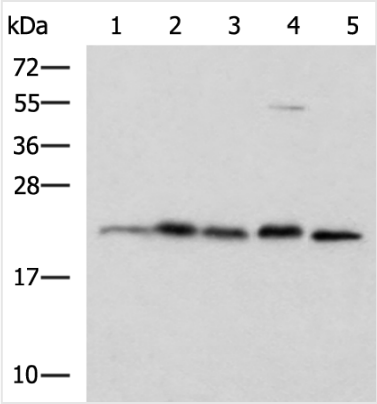

SDS-PAGE
Gel: 12%SDS-PAGE, Lysate: 40 ug, Lane 1-5: A172, HepG2, Hela cell, Rat brain tissue and Mouse brain tissue lysates, Primary antibody:HPCAL1 Antibody at dilution 1/1250, Secondary antibody: Goat anti rabbit IgG at 1/5000 dilution, Exposure time: 5 seconds

ADDITIONAL INFORMATION

Related Product Information for anti-HPCAL1 antibody	The protein encoded by this gene is a member of neuron-specific calcium-binding proteins family found in the retina and brain. It is highly similar to human hippocalcin protein and nearly identical to the rat and mouse hippocalcin like-1 proteins. It may be involved in the calcium-dependent regulation of rhodopsin phosphorylation and may be of relevance for neuronal signalling in the central nervous system. Several alternatively spliced transcript variants encoding the same protein have been found for this gene.
Product Categories/Family for anti-HPCAL1 antibody	Total protein Ab

NCBI AND UNIPROT INFORMATION

NCBI GI #	33873049
NCBI GeneID	3241
UniProt Accession #	Q9Y6C2; Q969S5; P37235
Molecular Weight	22,313 Da
NCBI Official Full Name	Homo sapiens hippocalcin-like 1, mRNA
NCBI Official Synonym Full Names	hippocalcin like 1
NCBI Official Symbol	HPCAL1
NCBI Official Synonym Symbols	BDR1; HLP2; VILIP-3
NCBI Protein Information	hippocalcin-like protein 1
UniProt Protein Name	EMILIN-1
UniProt Gene Name	**EMILIN1**
UniProt Synonym Gene Names	EMI; Elastin microfibril interfacer 1
UniProt Entry Name	EMIL1_HUMAN

For Research Use Only. Not for use in diagnostic or therapeutic procedures. Small volumes of product may become entrapped in the seal of the vial during shipment and storage; if necessary, briefly centrifuge the vial on a tabletop centrifuge to dislodge any liquid in the cap.

AAA Biotech | Tel: +1 (619) 604-9440 | Fax: +1 (619) 604-9441 | contact@aaabiotech.com
Online datasheet: https://stage.aaabiotech.com/polyclonal/hpcal1-antibody-immunohistochemistry-western-blot-elisa/311767