Rabbit anti-Human, Mouse TRMT112 Polyclonal Antibody | anti-TRMT112 antibody

TRMT112 Antibody

CATALOG #	HOST	REACTIVITY	APPLICATIONS
AAA310762	**Rabbit**	**Human, Mouse**	**Immunohistochemistry, Western Blot**

PRODUCT SYNONYMS

TRMT112; Polyclonal Antibody; TRMT112 Antibody; TRM112; HSPC152; HSPC170; hTrm112; TRMT11-2; anti-TRMT112 antibody

PRODUCT SPECIFICATIONS

Host	Rabbit
Reactivity	Human, Mouse
Clonality	Polyclonal
Isotype	IgG
Specificity	The antibody detects endogenous levels of total TRMT112 protein.
Purity/Purification	Antigen affinity purification
Form/Format	pH 7.4 PBS, 0.05% NaN3, 40% Glycerol
Concentration	0.9 mg/mL (varies by lot)
Sequence Length	120
Applicable Applications for anti-TRMT112 antibody	IHC (Immunohistochemistry), WB (Western Blot)
Immunogen	Synthetic peptide of human TRMT112
Immunogen Type	Peptide
Preparation and Storage	Store at -20 degree C.

IMAGES

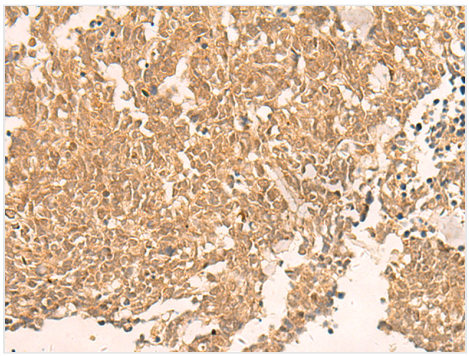

IHC (Immunohistochemisry)
The image is immunohistochemistry of paraffin-embedded Human lung cancer tissue using 47640(TRMT112 Antibody) at dilution 1/30.(Original magnification: 200

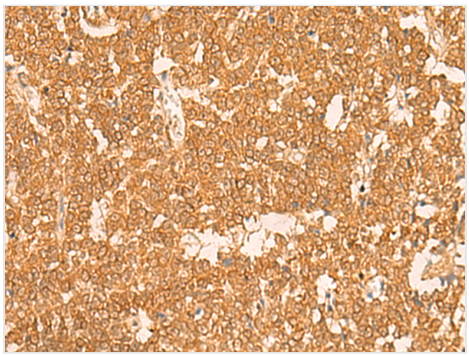

IHC (Immunohiostchemistry)
The image is immunohistochemistry of paraffin-embedded Human ovarian cancer tissue using 47640(TRMT112 Antibody) at dilution 1/30.(Original magnification: 200

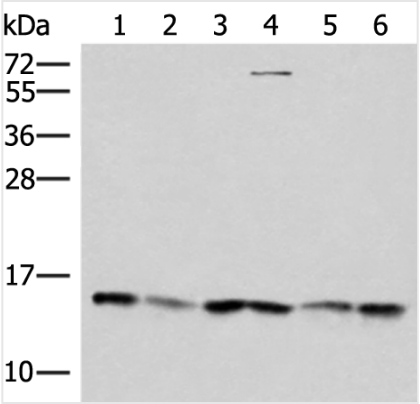

SDS-PAGE
Gel: 12%SDS-PAGE, Lysate: 40 μg, Lane 1-6: 231, A172, A549, HepG2, PC3 and Hela cell lysates, Primary antibody:47640(TRMT112 Antibody) at dilution 1/300, Secondary antibody: Goat anti rabbit IgG at 1/8000 dilution, Exposure time: 30 seconds

ADDITIONAL INFORMATION

Related Product Information for anti-TRMT112 antibody	Participates both in methylation of protein and tRNA species. The heterodimer with HEMK2/N6AMT1 catalyzes N5-methylation of ETF1 on 'Gln-185', using S-adenosyl L-methionine as methyl donor. The heterodimer with ALKBH8 catalyzes the methylation of 5-carboxymethyl uridine to 5-methylcarboxymethyl uridine at the wobble position of the anticodon loop in target tRNA species.
Product Categories/Family for anti-TRMT112 antibody	Total protein Ab

NCBI AND UNIPROT INFORMATION

NCBI GI #	554506493
NCBI GeneID	51504
NCBI Accession #	NP_001273011.1
NCBI GenBank Nucleotide #	NM_001286082.1
UniProt Accession #	Q9UI30; Q3MHC7; Q8N2Z4; B2R539; J3KNG5
Molecular Weight	14 kDa
NCBI Official Full Name	multifunctional methyltransferase subunit TRM112-like protein isoform 2
NCBI Official Synonym Full Names	tRNA methyltransferase subunit 11-2
NCBI Official Symbol	TRMT112
NCBI Official Synonym Symbols	TRM112; HSPC152; HSPC170; hTrm112; TRMT11-2
NCBI Protein Information	multifunctional methyltransferase subunit TRM112-like protein
UniProt Protein Name	Multifunctional methyltransferase subunit TRM112-like protein
UniProt Gene Name	**TRMT112**

For Research Use Only. Not for use in diagnostic or therapeutic procedures. Small volumes of product may become entrapped in the seal of the vial during shipment and storage; if necessary, briefly centrifuge the vial on a tabletop centrifuge to dislodge any liquid in the cap.

AAA Biotech | Tel: +1 (619) 604-9440 | Fax: +1 (619) 604-9441 | contact@aaabiotech.com
Online datasheet: https://stage.aaabiotech.com/polyclonal/trmt112-antibody-immunohistochemistry-western-blot-elisa/310762