Rabbit anti-Human SUOX Polyclonal Antibody | anti-SUOX antibody

SUOX antibody

CATALOG #	HOST	REACTIVITY	APPLICATIONS
AAA307783	**Rabbit**	**Human**	**Immunofluorescence, Immunohistochemistry, Western Blot**

PRODUCT SYNONYMS

SUOX; Polyclonal Antibody; SUOX antibody; anti-SUOX antibody

PRODUCT SPECIFICATIONS

Host	Rabbit
Reactivity	Human
Clonality	Polyclonal
Purity/Purification	Purified by antigen-affinity chromatography.
Form/Format	Supplied in 0.1M Tris-buffered saline with 10% Glycerol (pH7.0). 0.01% Thimerosal was added as a preservative.
Sequence Length	545
Applicable Applications for anti-SUOX antibody	IF (Immunofluorescence), IHC (Immunohistochemistry), WB (Western Blot)
Immunogen Type	Recombinant protein
Immunogen Description	Recombinant protein fragment contain a sequence corresponding to a region within amino acids 1 and 261 of Human SUOX
Target Name	SUOX
Preparation and Storage	Store at -20 degree C for long term preservation (recommended). Store at 4 degree C for short term use.

IMAGES

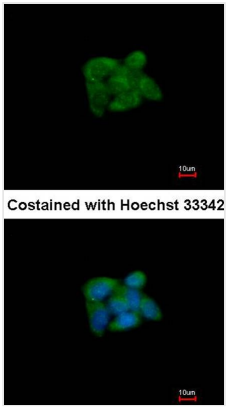

IF (Immunofluorescence)
Immunofluorescence analysis of methanol-fixed HepG2, using SUOX antibody at 1: 200 dilution.

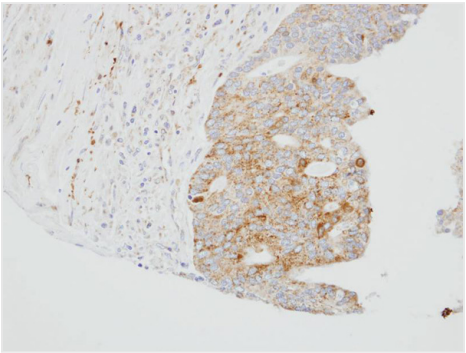

IHC (Immunohiostchemistry)
Immunohistochemical analysis of paraffin-embedded OVCA xenograft, using SUOX antibody at 1: 100 dilution.

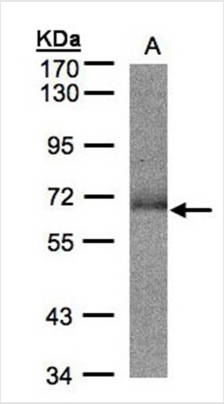

Application Data
Sample(30 ug whole cell lysate)A: Hep G2 7.5% SDS PAGEPrimary antibody diluted at 1: 500

ADDITIONAL INFORMATION

Related Product Information for anti-SUOX antibody	Sulfite oxidase is a homodimeric protein localized to the intermembrane space of mitochondria. Each subunit contains a heme domain and a molybdopterin-binding domain. The enzyme catalyzes the oxidation of sulfite to sulfate, the final reaction in the oxidative degradation of the sulfur amino acids cysteine and methionine. Sulfite oxidase deficiency results in neurological abnormalities which are often fatal at an early age. Alternative splicing results in multiple transcript variants encoding identical proteins. [provided by RefSeq]
Product Categories/Family for anti-SUOX antibody	Total protein Ab

NCBI AND UNIPROT INFORMATION

NCBI GI #	74099694
NCBI GeneID	6821
NCBI Accession #	NP_000447
NCBI GenBank Nucleotide #	NM_000456.2
Molecular Weight	60,283 Da
NCBI Official Full Name	sulfite oxidase, mitochondrial
NCBI Official Synonym Full Names	sulfite oxidase
NCBI Official Symbol	SUOX
NCBI Protein Information	sulfite oxidase, mitochondrial
UniProt Protein Name	Sulfite oxidase, mitochondrial
UniProt Gene Name	**SUOX**
UniProt Entry Name	SUOX_HUMAN

For Research Use Only. Not for use in diagnostic or therapeutic procedures. Small volumes of product may become entrapped in the seal of the vial during shipment and storage; if necessary, briefly centrifuge the vial on a tabletop centrifuge to dislodge any liquid in the cap.

AAA Biotech | Tel: +1 (619) 604-9440 | Fax: +1 (619) 604-9441 | contact@aaabiotech.com
Online datasheet: https://stage.aaabiotech.com/polyclonal/suox-antibody-immunofluorescence-immunohistochemistry-western-blot-elisa/307783