Rabbit VDAC2 Polyclonal Antibody | anti-VDAC2 antibody

VDAC2 Rabbit Polyclonal Antibody

CATALOG #	HOST	REACTIVITY	APPLICATIONS
AAA30728	**Rabbit**	**Human, Mouse, Rat**	**Western Blot, Immunohistochemistry, Immunofluorescence**

PRODUCT SYNONYMS

VDAC2; Polyclonal Antibody; VDAC2 Rabbit Polyclonal Antibody; POR; voltage dependent anion channel 2; anti-VDAC2 antibody

PRODUCT SPECIFICATIONS

Host	Rabbit
Reactivity	Human, Mouse, Rat
Clonality	Polyclonal
Isotype	IgG
Purity/Purification	Affinity purification
Form/Format	PBS with 0.02% sodium azide, 50% glycerol, pH7.3.
Applicable Applications for anti-VDAC2 antibody	WB (Western Blot), IHC (Immunohistochemistry), IF (Immunofluorescence)
Application Notes	WB: 1:500-1:2000 IHC: 1:50-1:200 IF: 1:50-1:200
Immunogen	A synthetic peptide of human VDAC2 (NP_003366.2).
Preparation and Storage	Store at -20 degree C. Avoid freeze/thaw cycles.

IMAGES

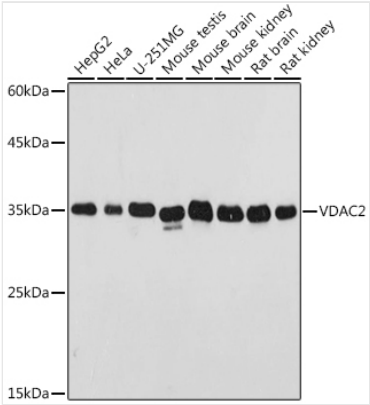

WB (Western Blot)
Western blot analysis of extracts of various cell lines, using VDAC2 antibody.

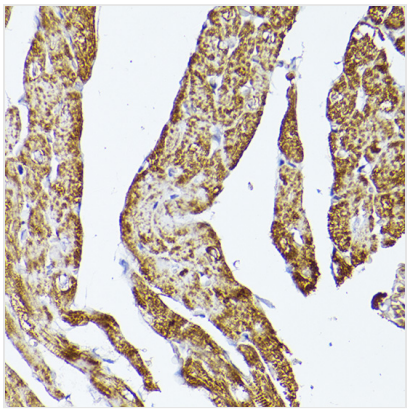

IHC (Immunohistchemistry)
Immunohistochemistry of paraffin-embedded rat heart using VDAC2 Rabbit pAb.

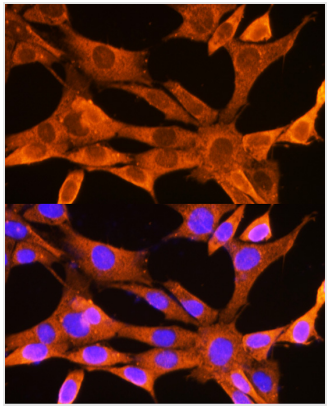

IF (Immunofluorescence)
Immunofluorescence analysis of NIH-3T3 cells using VDAC2 Rabbit pAb.

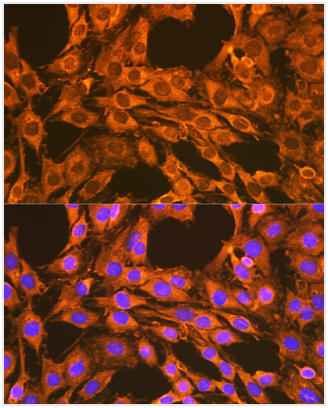

IF (Immunofluorescence)
Immunofluorescence analysis of C6 cells using VDAC2 Rabbit pAb.

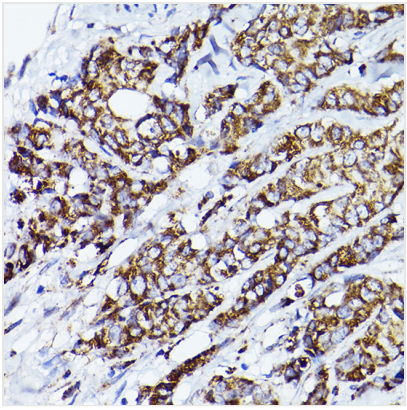

IHC (Immunohistochemistry)
Immunohistochemistry of paraffin-embedded human breast cancer using VDAC2 Rabbit pAb.

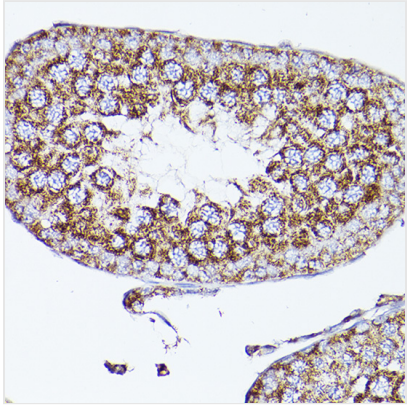

IHC (Immunohistochemistry)
Immunohistochemistry of paraffin-embedded mouse testis using VDAC2 Rabbit pAb.

ADDITIONAL INFORMATION

Related Product Information for anti-VDAC2 antibody	This gene encodes a member of the voltage-dependent anion channel pore-forming family of proteins that are considered the main pathway for metabolite diffusion across the mitochondrial outer membrane. The encoded protein is also thought to be involved in the mitochondrial apoptotic pathway via regulation of BCL2-antagonist/killer 1 protein activity. Pseudogenes have been identified on chromosomes 1, 2, 12 and 21, and alternative splicing results in multiple transcript variants.
Product Categories/Family for anti-VDAC2 antibody	Primary Antibody

NCBI AND UNIPROT INFORMATION

NCBI GI #	158518391
NCBI GeneID	7417
UniProt Accession #	P45880; Q5VWK1; Q5VWK3; Q6IB40; Q7L3J5; Q9BWK8; Q9Y5I6
Molecular Weight	294
NCBI Official Full Name	Voltage-dependent anion-selective channel protein 2
NCBI Official Synonym Full Names	voltage-dependent anion channel 2
NCBI Official Symbol	VDAC2
NCBI Official Synonym Symbols	POR
NCBI Protein Information	voltage-dependent anion-selective channel protein 2; outer mitochondrial membrane protein porin 2

UniProt Protein Name	Voltage-dependent anion-selective channel protein 2
UniProt Gene Name	**VDAC2**
UniProt Synonym Gene Names	VDAC-2; hVDAC2
UniProt Entry Name	VDAC2_HUMAN

For Research Use Only. Not for use in diagnostic or therapeutic procedures. Small volumes of product may become entrapped in the seal of the vial during shipment and storage; if necessary, briefly centrifuge the vial on a tabletop centrifuge to dislodge any liquid in the cap.

AAA Biotech | Tel: +1 (619) 604-9440 | Fax: +1 (619) 604-9441 | contact@aaabiotech.com
Online datasheet: https://stage.aaabiotech.com/polyclonal/vdac2-antibody-western-blot-immunohistochemistry-immunofluorescence-elisa/30728