Rabbit NUMB Polyclonal Antibody | anti-NUMB antibody

NUMB Rabbit Polyclonal Antibody

CATALOG #	HOST	REACTIVITY	APPLICATIONS
AAA30713	**Rabbit**	**Human, Mouse, Rat**	**Western Blot, Immunohistochemistry, Immunofluorescence**

PRODUCT SYNONYMS

NUMB; Polyclonal Antibody; NUMB Rabbit Polyclonal Antibody; C14orf41; S171; c14_5527; anti-NUMB antibody

PRODUCT SPECIFICATIONS

Host	Rabbit
Reactivity	Human, Mouse, Rat
Clonality	Polyclonal
Isotype	IgG
Purity/Purification	Affinity purification
Form/Format	PBS with 0.02% sodium azide, 50% glycerol, pH7.3.
Applicable Applications for anti-NUMB antibody	WB (Western Blot), IHC (Immunohistochemistry), IF (Immunofluorescence)
Application Notes	WB: 1:500-1:2000 IHC: 1:50-1:200 IF: 1:50-1:200
Immunogen	Recombinant fusion protein of human NUMB (NP_003735.3).
Preparation and Storage	Store at -20 degree C. Avoid freeze/thaw cycles.

IMAGES

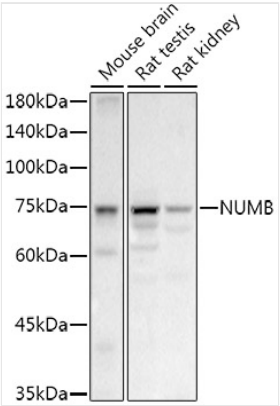

WB (Western Blot)
Western blot analysis of extracts of various cell lines, using NUMB antibody.

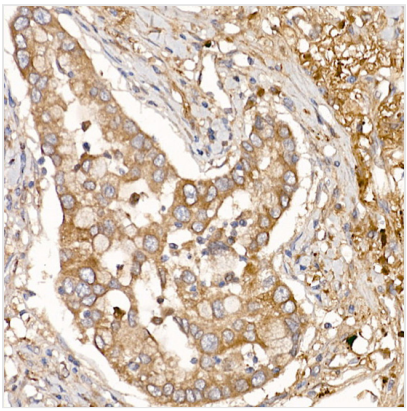

IHC (Immunohistchemistry)
Immunohistochemistry of paraffin-embedded human lung cancer using NUMB Rabbit pAb.

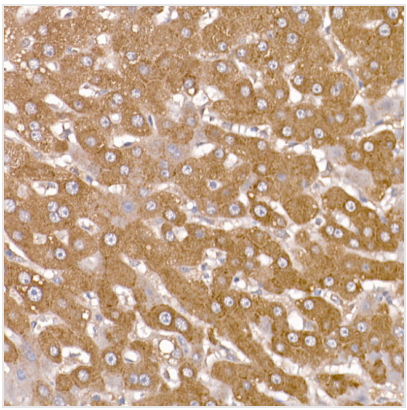

IHC (Immunohistochemistry)
Immunohistochemistry of paraffin-embedded human liver using NUMB Rabbit pAb.

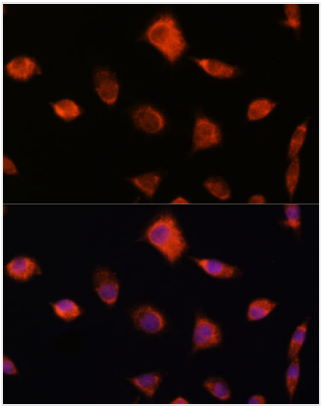

IF (Immunofluorescence)
Immunofluorescence analysis of L929 cells using NUMB antibody.

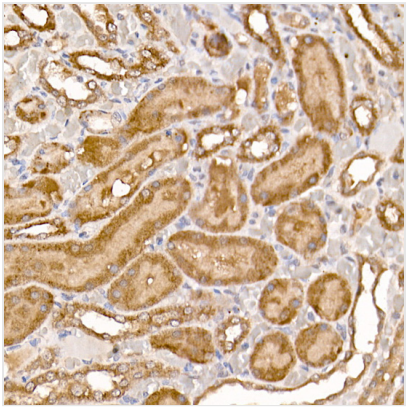

IHC (Immunohistochemistry)
Immunohistochemistry of paraffin-embedded rat kidney using NUMB Rabbit pAb.

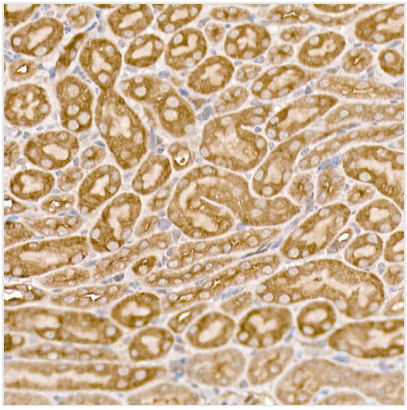

IHC (Immunohistochemistry)
Immunohistochemistry of paraffin-embedded mouse kidney using NUMB Rabbit pAb.

ADDITIONAL INFORMATION

Related Product Information for anti-NUMB antibody	The protein encoded by this gene plays a role in the determination of cell fates during development. The encoded protein, whose degradation is induced in a proteasome-dependent manner by MDM2, is a membrane-bound protein that has been shown to associate with EPS15, LNX1, and NOTCH1. Alternative splicing results in multiple transcript variants.
Product Categories/Family for anti-NUMB antibody	Primary Antibody

NCBI AND UNIPROT INFORMATION

NCBI GI #	54144625
NCBI GeneID	8650
NCBI Accession #	NP_1005743
NCBI GenBank Nucleotide #	NM_001005743.1
UniProt Accession #	P49757; Q6NUQ7; Q86SY1; Q8WW73; Q9UBG1; Q9UEQ4; B1P2N5; B1P2N6; B1P2N7; B1P2N8; B1P2N9; B4E2B1
Molecular Weight	37,396 Da
NCBI Official Full Name	protein numb homolog isoform 1
NCBI Official Synonym Full Names	numb homolog (Drosophila)
NCBI Official Symbol	NUMB

NCBI Official Synonym Symbols	S171; C14orf41; c14_5527
NCBI Protein Information	protein numb homolog; h-Numb
UniProt Protein Name	Protein numb homolog
UniProt Gene Name	**NUMB**
UniProt Synonym Gene Names	h-Numb
UniProt Entry Name	NUMB_HUMAN

For Research Use Only. Not for use in diagnostic or therapeutic procedures. Small volumes of product may become entrapped in the seal of the vial during shipment and storage; if necessary, briefly centrifuge the vial on a tabletop centrifuge to dislodge any liquid in the cap.

AAA Biotech | Tel: +1 (619) 604-9440 | Fax: +1 (619) 604-9441 | contact@aaabiotech.com
Online datasheet: https://stage.aaabiotech.com/polyclonal/numb-antibody-western-blot-immunohistochemistry-immunofluorescence-elisa/30713