Rabbit CPSF6 Polyclonal Antibody | anti-CPSF6 antibody

CPSF6 Rabbit Polyclonal Antibody

CATALOG #	HOST	REACTIVITY	APPLICATIONS
AAA30676	**Rabbit**	**Human, Mouse, Rat**	**Western Blot, Immunohistochemistry, Immunofluorescence**

PRODUCT SYNONYMS

CPSF6; Polyclonal Antibody; CPSF6 Rabbit Polyclonal Antibody; CFIM; CFIM68; HPBRII-4; HPBRII-7; CFIM72; anti-CPSF6 antibody

PRODUCT SPECIFICATIONS

Host	Rabbit
Reactivity	Human, Mouse, Rat
Clonality	Polyclonal
Isotype	IgG
Purity/Purification	Affinity purification
Form/Format	PBS with 0.02% sodium azide, 50% glycerol, pH7.3.
Applicable Applications for anti-CPSF6 antibody	WB (Western Blot), IHC (Immunohistochemistry), IF (Immunofluorescence)
Application Notes	WB: 1:1000-1:3000 IHC: 1:50-1:200 IF: 1:50-1:200
Immunogen	Recombinant protein of human CPSF6
Preparation and Storage	Store at -20 degree C. Avoid freeze/thaw cycles.

IMAGES

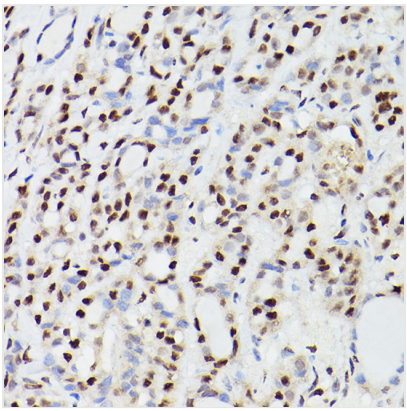

IHC (Immunohistchemistry)
Immunohistochemistry of paraffin-embedded human thyroid cancer using CPSF6 Rabbit pAb.

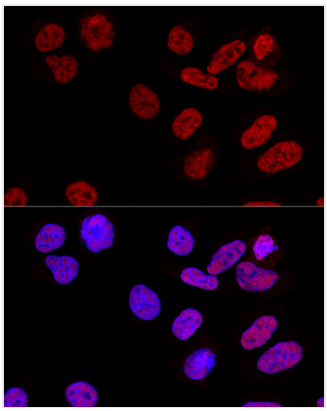

IF (Immunofluorescence)
Confocal immunofluorescence analysis of U2OS cells using CPSF6 Polyclonal Antibody.

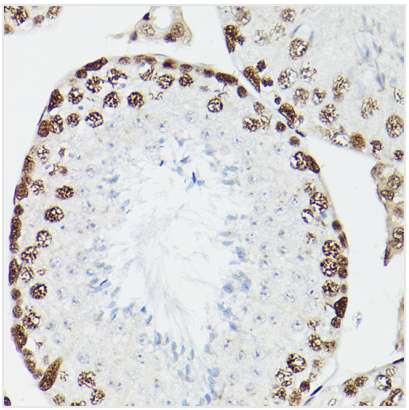

IHC (Immunohistochemistry)
Immunohistochemistry of paraffin-embedded rat testis using CPSF6 Rabbit pAb.

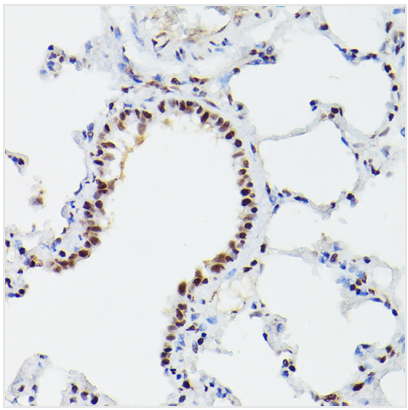

IHC (Immunohistochemistry)
Immunohistochemistry of paraffin-embedded mouse lung using CPSF6 Rabbit pAb.

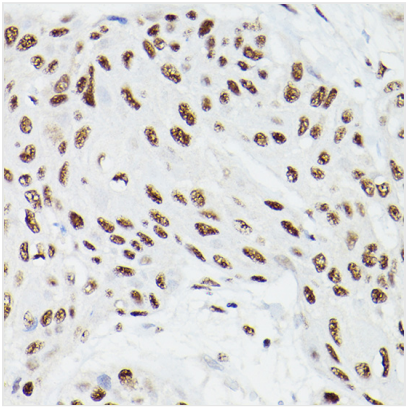

IHC (Immunohistochemistry)
Immunohistochemistry of paraffin-embedded human esophageal cancer using CPSF6 Rabbit pAb.

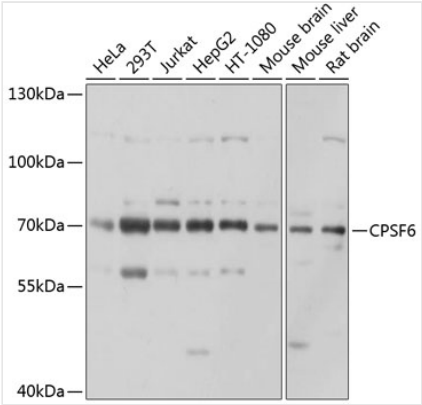

WB (Western Blot)
Western blot analysis of extracts of various cell lines, using CPSF6 antibody.

ADDITIONAL INFORMATION

Related Product Information for anti-CPSF6 antibody	The protein encoded by this gene is one subunit of a cleavage factor required for 3' RNA cleavage and polyadenylation processing. The interaction of the protein with the RNA is one of the earliest steps in the assembly of the 3' end processing complex and facilitates the recruitment of other processing factors. The cleavage factor complex is composed of four polypeptides. This gene encodes the 68kD subunit. It has a domain organization reminiscent of spliceosomal proteins.
Product Categories/Family for anti-CPSF6 antibody	Primary Antibody

NCBI AND UNIPROT INFORMATION

NCBI GI #	162329583
NCBI GeneID	11052
NCBI Accession #	NP_008938.2
NCBI GenBank Nucleotide #	NM_007007.2
UniProt Accession #	Q16630
NCBI Official Full Name	cleavage and polyadenylation specificity factor subunit 6 isoform 1
UniProt Protein Name	Cleavage and polyadenylation specificity factor subunit 6
UniProt Gene Name	**CPSF6**
UniProt Synonym Gene Names	CFIM68

UniProt Entry Name	CPSF6_HUMAN

For Research Use Only. Not for use in diagnostic or therapeutic procedures. Small volumes of product may become entrapped in the seal of the vial during shipment and storage; if necessary, briefly centrifuge the vial on a tabletop centrifuge to dislodge any liquid in the cap.

AAA Biotech | Tel: +1 (619) 604-9440 | Fax: +1 (619) 604-9441 | contact@aaabiotech.com
Online datasheet: https://stage.aaabiotech.com/polyclonal/cpsf6-antibody-western-blot-immunohistochemistry-immunofluorescence-elisa/30676