Rabbit anti-Human OSBPL6 Polyclonal Antibody | anti-OSBPL6 antibody

OSBPL6 antibody

CATALOG #	HOST	REACTIVITY	APPLICATIONS
AAA306748	**Rabbit**	**Human**	**Immunofluorescence, Immunohistochemistry, Western Blot**

PRODUCT SYNONYMS

OSBPL6; Polyclonal Antibody; OSBPL6 antibody; anti-OSBPL6 antibody

PRODUCT SPECIFICATIONS

Host	Rabbit
Reactivity	Human
Clonality	Polyclonal
Purity/Purification	Purified by antigen-affinity chromatography.
Form/Format	Supplied in 0.1M Tris-buffered saline with 10% Glycerol (pH7.0). 0.01% Thimerosal was added as a preservative.
Sequence Length	934
Applicable Applications for anti-OSBPL6 antibody	IF (Immunofluorescence), IHC (Immunohistochemistry), WB (Western Blot)
Immunogen Type	Peptide
Immunogen Description	Synthetic peptide contain a sequence corresponding to a region within amino acids 872 and 934 of human OSBPL6
Target Name	OSBPL6
Preparation and Storage	Store at -20 degree C for long term preservation (recommended). Store at 4 degree C for short term use.

IMAGES

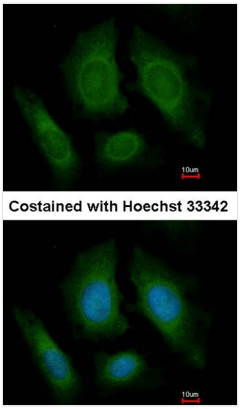

IF (Immunofluorescence)
Immunofluorescence analysis of paraformaldehyde-fixed HeLa, using OSBPL6 antibody at 1: 200 dilution.

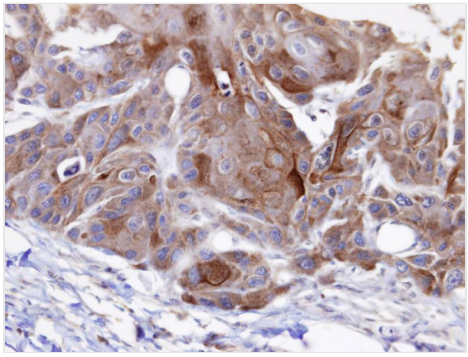

IHC (Immunohiostchemistry)
Immunohistochemical analysis of paraffin-embedded SCC15 xenograft, using OSBPL6 antibody at 1: 100 dilution.

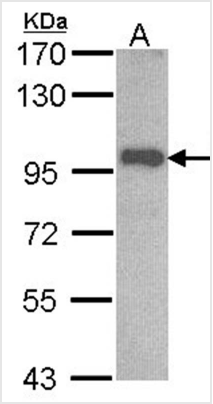

Application Data
Sample (30 ug of whole cell lysate) A: A431 7.5% SDS PAGE Primary antibody diluted at 1: 1000

ADDITIONAL INFORMATION

Related Product Information for anti-OSBPL6 antibody	This gene encodes a member of the oxysterol-binding protein (OSBP) family, a group of intracellular lipid receptors. Most members contain an N-terminal pleckstrin homology domain and a highly conserved C-terminal OSBP-like sterol-binding domain. Transcript variants encoding different isoforms have been identified. [provided by RefSeq]
Product Categories/Family for anti-OSBPL6 antibody	Total protein Ab

NCBI AND UNIPROT INFORMATION

NCBI GI #	14210532
NCBI GeneID	114880
NCBI Accession #	NP_115912
NCBI GenBank Nucleotide #	NM_032523.3
Molecular Weight	56,951 Da
NCBI Official Full Name	oxysterol-binding protein-related protein 6 isoform a
NCBI Official Synonym Full Names	oxysterol binding protein-like 6
NCBI Official Symbol	OSBPL6
NCBI Official Synonym Symbols	ORP6
NCBI Protein Information	oxysterol-binding protein-related protein 6
UniProt Protein Name	Oxysterol-binding protein-related protein 6
UniProt Gene Name	**OSBPL6**
UniProt Synonym Gene Names	ORP6; ORP-6; OSBP-related protein 6
UniProt Entry Name	OSBL6_HUMAN

For Research Use Only. Not for use in diagnostic or therapeutic procedures. Small volumes of product may become entrapped in the seal of the vial during shipment and storage; if necessary, briefly centrifuge the vial on a tabletop centrifuge to dislodge any liquid in the cap.

AAA Biotech | Tel: +1 (619) 604-9440 | Fax: +1 (619) 604-9441 | contact@aaabiotech.com
Online datasheet: https://stage.aaabiotech.com/polyclonal/osbpl6-antibody-immunofluorescence-immunohistochemistry-western-blot-elisa/306748