Rabbit BRMS1 Polyclonal Antibody | anti-BRMS1 antibody

BRMS1 Rabbit Polyclonal Antibody

CATALOG #	HOST	REACTIVITY	APPLICATIONS
AAA30626	**Rabbit**	**Human, Mouse, Rat**	**Western Blot, Immunohistochemistry, Immunofluorescence**

PRODUCT SYNONYMS

BRMS1; Polyclonal Antibody; BRMS1 Rabbit Polyclonal Antibody; anti-BRMS1 antibody

PRODUCT SPECIFICATIONS

Host	Rabbit
Reactivity	Human, Mouse, Rat
Clonality	Polyclonal
Isotype	IgG
Purity/Purification	Affinity purification
Form/Format	Buffer: PBS with 0.02% sodium azide, 50% glycerol, pH7.3.
Applicable Applications for anti-BRMS1 antibody	WB (Western Blot), IHC (Immunohistochemistry), IF (Immunofluorescence)
Application Notes	WB: 1:500-1:2000 IHC: 1:50-1:200 IF: 1:50-1:200
Immunogen	Recombinant fusion protein of human BRMS1 (NP_056214.1).
Preparation and Storage	Store at -20 degree C. Avoid freeze/thaw cycles.

IMAGES

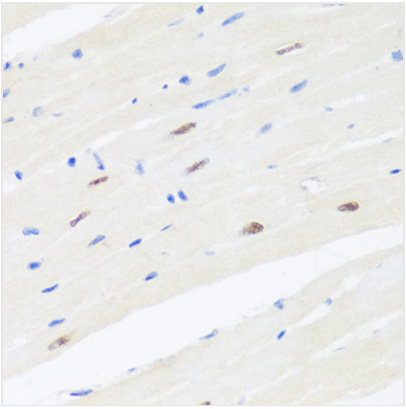

IHC (Immunohistchemistry)
Immunohistochemistry of paraffin-embedded mouse heart using BRMS1 at dilution of 1:100 (40x lens).

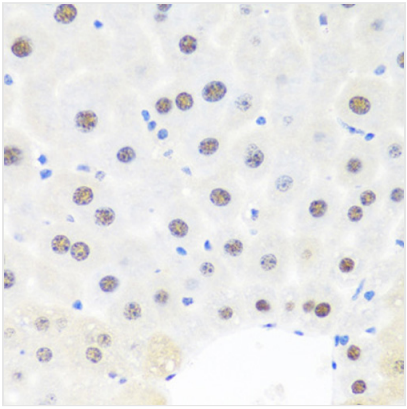

IHC (Immunohistochemistry)
Immunohistochemistry of paraffin-embedded mouse liver using BRMS1 at dilution of 1:100 (40x lens).

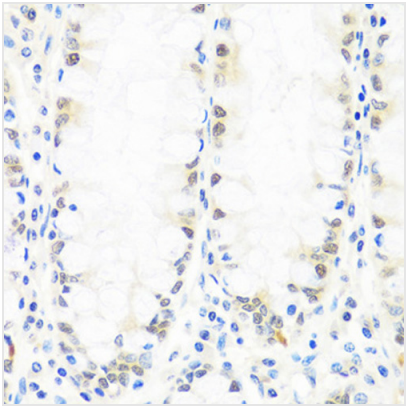

IHC (Immunohistochemistry)
Immunohistochemistry of paraffin-embedded human colon using BRMS1 at dilution of 1:100 (40x lens).

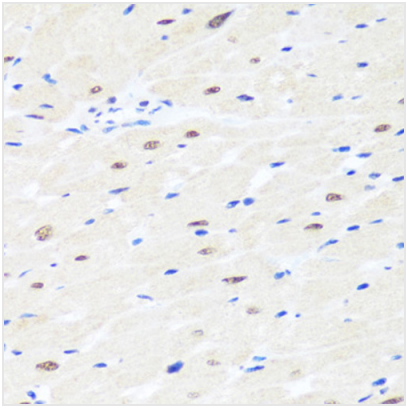

IHC (Immunohistochemistry)
Immunohistochemistry of paraffin-embedded rat heart using BRMS1 at dilution of 1:100 (40x lens).

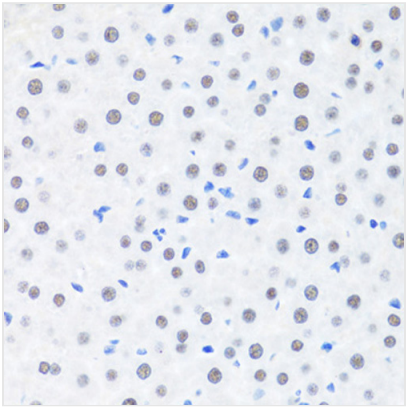

IHC (Immunohistochemistry)
Immunohistochemistry of paraffin-embedded rat liver using BRMS1 at dilution of 1:100 (40x lens).

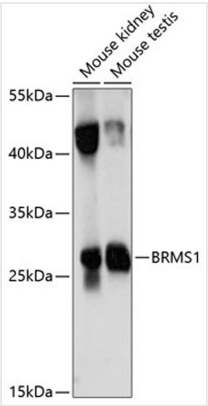

WB (Western Blot)
Western blot analysis of extracts of various cell lines, using BRMS1 at 1:1000 dilution.

ADDITIONAL INFORMATION

Related Product Information for anti-BRMS1 antibody	This gene reduces the metastatic potential, but not the tumorogenicity, of human breast cancer and melanoma cell lines. The protein encoded by this gene localizes primarily to the nucleus and is a component of the mSin3a family of histone deacetylase complexes (HDAC). The protein contains two coiled-coil motifs and several imperfect leucine zipper motifs. Alternative splicing results in two transcript variants encoding different isoforms.
Product Categories/Family for anti-BRMS1 antibody	Primary Antibody

NCBI AND UNIPROT INFORMATION

NCBI GI #	17530785
NCBI GeneID	25855
NCBI Accession #	NP_056214.1
NCBI GenBank Nucleotide #	NM_015399.3
UniProt Accession #	Q9HCU9; Q6IAI2
Molecular Weight	28,461 Da
NCBI Official Full Name	breast cancer metastasis-suppressor 1 isoform 1
NCBI Official Synonym Full Names	breast cancer metastasis suppressor 1
NCBI Official Symbol	BRMS1

NCBI Protein Information	breast cancer metastasis-suppressor 1
UniProt Protein Name	Breast cancer metastasis-suppressor 1
UniProt Gene Name	**BRMS1**
UniProt Entry Name	BRMS1_HUMAN

For Research Use Only. Not for use in diagnostic or therapeutic procedures. Small volumes of product may become entrapped in the seal of the vial during shipment and storage; if necessary, briefly centrifuge the vial on a tabletop centrifuge to dislodge any liquid in the cap.

AAA Biotech | Tel: +1 (619) 604-9440 | Fax: +1 (619) 604-9441 | contact@aaabiotech.com
Online datasheet: https://stage.aaabiotech.com/polyclonal/brms1-antibody-western-blot-immunohistochemistry-immunofluorescence-elisa/30626