Rabbit SMPD1 Polyclonal Antibody | anti-SMPD1 antibody

SMPD1 antibody

CATALOG #	HOST	REACTIVITY	APPLICATIONS
AAA305093	**Rabbit**	**Human, Mouse, Rat**	**Immunofluorescence, Immunohistochemistry, Western Blot**

PRODUCT SYNONYMS

SMPD1; Polyclonal Antibody; SMPD1 antibody; ASM; NPD; ASMASE; anti-SMPD1 antibody

PRODUCT SPECIFICATIONS

Host	Rabbit
Reactivity	Human, Mouse, Rat
Clonality	Polyclonal
Specificity	The antibody detects endogenous level of total SMPD1 antibody.
Purity/Purification	Antibodies were purified by affinity purification using immunogen.
Form/Format	Supplied at 1.0mg/mL in phosphate buffered saline (without Mg2+ and Ca2+), pH 7.4, 150mM NaCl, 0.02% sodium azide and 50% glycerol.
Concentration	1.0 mg/ml (varies by lot)
Sequence Length	631
Applicable Applications for anti-SMPD1 antibody	IF (Immunofluorescence), IHC (Immunohistochemistry), WB (Western Blot)
Immunogen Type	Recombinant Protein
Immunogen Description	Recombinant protein of human SMPD1.
Target Name	SMPD1
Preparation and Storage	Store at -20 degree C

IMAGES

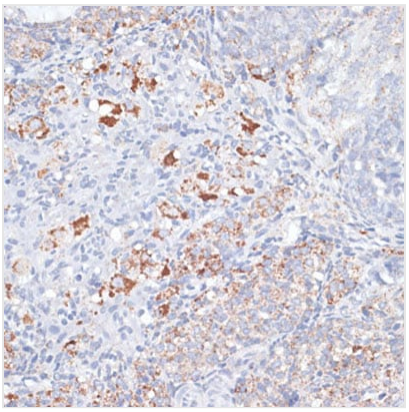

IHC (Immunohistochemisry)
Immunohistochemistry of paraffin-embedded rat ovary using SMPD1 / ASM at dilution of 1:100 (40x lens).

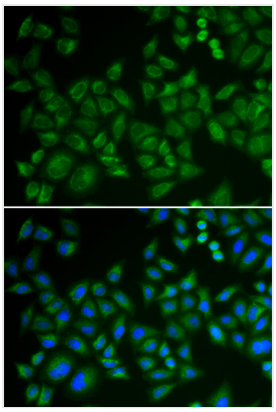

IF (Immunofluorescence)
Immunofluorescence analysis of HeLa cell using SMPD1 antibody. Blue: DAPI for nuclear staining.

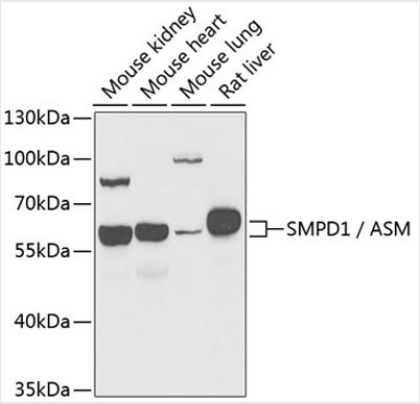

WB (Western Blot)
Western blot analysis of extracts of various cell lines, using SMPD1/ASM at 1:1000 dilution.

ADDITIONAL INFORMATION

Related Product Information for anti-SMPD1 antibody	The protein encoded by this gene is a lysosomal acid sphingomyelinase that converts sphingomyelin to ceramide. The encoded protein also has phospholipase C activity. Defects in this gene are a cause of Niemann-Pick disease type A (NPA) and Niemann-Pick disease type B (NPB). Multiple transcript variants encoding different isoforms have been identified.
Product Categories/Family for anti-SMPD1 antibody	Total protein Ab

NCBI AND UNIPROT INFORMATION

NCBI GI #	56117840
NCBI GeneID	6609
NCBI Accession #	NP_000534.3
NCBI GenBank Nucleotide #	NM_000543.4
UniProt Accession #	P17405; P17406; Q13811; Q16837; Q16841; A8K8M3; E9PKS3
Molecular Weight	69 kd
NCBI Official Full Name	sphingomyelin phosphodiesterase isoform 1
NCBI Official Synonym Full Names	sphingomyelin phosphodiesterase 1, acid lysosomal
NCBI Official Symbol	SMPD1
NCBI Official Synonym Symbols	ASM; NPD; ASMASE
NCBI Protein Information	sphingomyelin phosphodiesterase
UniProt Protein Name	Sphingomyelin phosphodiesterase
UniProt Gene Name	**SMPD1**
UniProt Synonym Gene Names	ASM; aSMase
UniProt Entry Name	ASM_HUMAN

For Research Use Only. Not for use in diagnostic or therapeutic procedures. Small volumes of product may become entrapped in the seal of the vial during shipment and storage; if necessary, briefly centrifuge the vial on a tabletop centrifuge to dislodge any liquid in the cap.

AAA Biotech | Tel: +1 (619) 604-9440 | Fax: +1 (619) 604-9441 | contact@aaabiotech.com
Online datasheet: https://stage.aaabiotech.com/polyclonal/smpd1-antibody-immunofluorescence-immunohistochemistry-western-blot-elisa/305093