Rabbit AKR7A2 Polyclonal Antibody | anti-AKR7A2 antibody

AKR7A2 Antibody

CATALOG #	HOST	REACTIVITY	APPLICATIONS
AAA304956	**Rabbit**	**Human, Mouse, Rat**	**Immunohistochemistry, Western Blot**

PRODUCT SYNONYMS

AKR7A2; Polyclonal Antibody; AKR7A2 Antibody; AFAR; AFAR1; AFB1-AR1; AKR7; anti-AKR7A2 antibody

PRODUCT SPECIFICATIONS

Host	Rabbit
Reactivity	Human, Mouse, Rat
Clonality	Polyclonal
Specificity	The antibody detects endogenous level of total AKR7A2 protein.
Purity/Purification	Antibodies were purified by affinity purification using immunogen.
Form/Format	Supplied at 1.0mg/mL in phosphate buffered saline (without Mg2+ and Ca2+), pH 7.4, 150mM NaCl, 0.02% sodium azide and 50% glycerol.
Concentration	1.0 mg/ml (varies by lot)
Sequence Length	359
Applicable Applications for anti-AKR7A2 antibody	IHC (Immunohistochemistry), WB (Western Blot)
Immunogen Type	Recombinant Protein
Immunogen Description	Recombinant protein of human AKR7A2.
Target Name	AKR7A2
Preparation and Storage	Store at -20 degree C

IMAGES

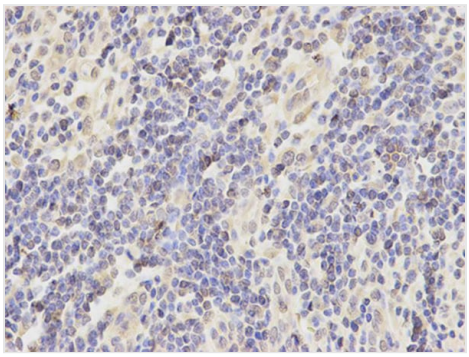

IHC (Immunohistochemisry)
Immunohistochemical analysis of paraffin-embedded human kidney cancer using AKR7A2 antibody at dilution of 1:200 (400x lens).

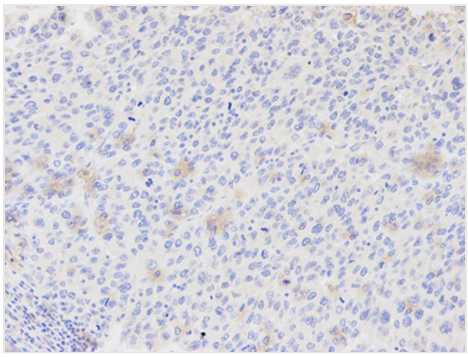

IHC (Immunohiostchemistry)
Immunohistochemical analysis of paraffin-embedded human liver cancer using AKR7A2 antibody at dilution of 1:200 (200x lens).

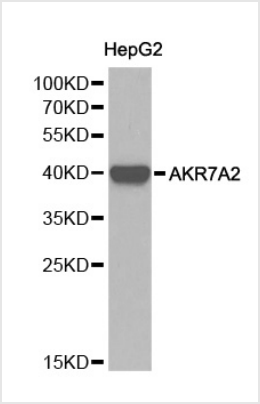

WB (Western Blot)
Western blot analysis of HepG2 cell lysate using AKR7A2 antibody.

ADDITIONAL INFORMATION

Related Product Information for anti-AKR7A2 antibody	The protein encoded by this gene belongs to the aldo/keto reductase (AKR) superfamily and AKR7 family, which are involved in the detoxification of aldehydes and ketones. The AKR7 family consists of 3 genes that are present in a cluster on the p arm of chromosome 1. This protein, thought to be localized in the golgi, catalyzes the NADPH-dependent reduction of succinic semialdehyde to the endogenous neuromodulator, gamma-hydroxybutyrate. It may also function as a detoxication enzyme in the reduction of aflatoxin B1 and 2-carboxybenzaldehyde.
Product Categories/Family for anti-AKR7A2 antibody	Total protein Ab

NCBI AND UNIPROT INFORMATION

NCBI GI #	41327764
NCBI GeneID	8574
NCBI Accession #	NP_003680.2
NCBI GenBank Nucleotide #	NM_003689.3
UniProt Accession #	O43488; O75749; Q5TG63
Molecular Weight	39,589 Da
NCBI Official Full Name	aflatoxin B1 aldehyde reductase member 2
NCBI Official Synonym Full Names	aldo-keto reductase family 7, member A2
NCBI Official Symbol	AKR7A2
NCBI Official Synonym Symbols	AFAR; AKR7; AFAR1; AFB1-AR1
NCBI Protein Information	aflatoxin B1 aldehyde reductase member 2
UniProt Protein Name	Aflatoxin B1 aldehyde reductase member 2
UniProt Gene Name	**AKR7A2**
UniProt Synonym Gene Names	AFAR; AFAR1; AKR7; AFB1-AR 1; SSA reductase
UniProt Entry Name	ARK72_HUMAN

For Research Use Only. Not for use in diagnostic or therapeutic procedures. Small volumes of product may become entrapped in the seal of the vial during shipment and storage; if necessary, briefly centrifuge the vial on a tabletop centrifuge to dislodge any liquid in the cap.

AAA Biotech | Tel: +1 (619) 604-9440 | Fax: +1 (619) 604-9441 | contact@aaabiotech.com
Online datasheet: https://stage.aaabiotech.com/polyclonal/akr7a2-antibody-immunohistochemistry-western-blot-elisa/304956