Rabbit anti-Human LDB1 Polyclonal Antibody | anti-LDB1 antibody

LDB1 antibody

CATALOG #	HOST	REACTIVITY	APPLICATIONS
AAA304865	**Rabbit**	**Human**	**Immunofluorescence, Immunohistochemistry, Western Blot**

PRODUCT SYNONYMS

LDB1; Polyclonal Antibody; LDB1 antibody; anti-LDB1 antibody

PRODUCT SPECIFICATIONS

Host	Rabbit
Reactivity	Human
Clonality	Polyclonal
Purity/Purification	Purified by antigen-affinity chromatography.
Form/Format	Supplied in 0.1M Tris-buffered saline with 10% Glycerol (pH7.0). 0.01% Thimerosal was added as a preservative.
Sequence Length	375
Applicable Applications for anti-LDB1 antibody	IF (Immunofluorescence), IHC (Immunohistochemistry), WB (Western Blot)
Immunogen Type	Recombinant protein
Immunogen Description	Recombinant protein fragment contain a sequence corresponding to a region within amino acids 50 and 345 of LDB1
Target Name	LDB1
Preparation and Storage	Store at -20 degree C for long term preservation (recommended). Store at 4 degree C for short term use.

IMAGES

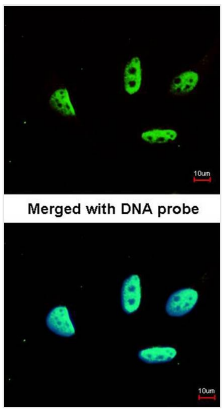

IF (Immunofluorescence)
Immunofluorescence analysis of paraformaldehyde-fixed HeLa, using LDB1 antibody at 1: 200 dilution.

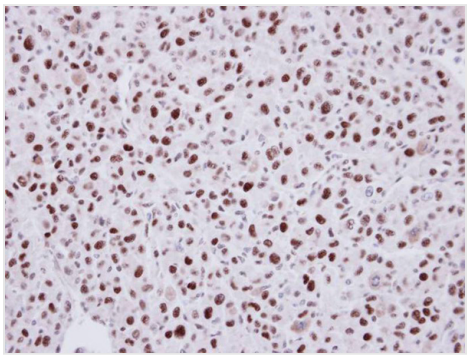

IHC (Immunohiostchemistry)
Immunohistochemical analysis of paraffin-embedded U87 Xenograft, using LDB1 antibody at 1: 100 dilution.

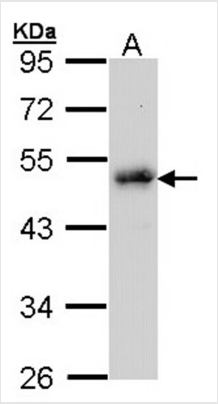

Application Data
Sample (30 ug of whole cell lysate) A: Raji 10% SDS PAGE Primary antibody diluted at 1: 1000

ADDITIONAL INFORMATION

Product Categories/Family for anti-LDB1 antibody	Total protein Ab

NCBI AND UNIPROT INFORMATION

NCBI GI #	4504969
NCBI GeneID	8861
NCBI Accession #	NP_003884
NCBI GenBank Nucleotide #	NM_003893.4
Molecular Weight	42,809 Da
NCBI Official Full Name	LIM domain-binding protein 1 isoform 3
NCBI Official Synonym Full Names	LIM domain binding 1
NCBI Official Symbol	LDB1
NCBI Official Synonym Symbols	NLI; CLIM2
NCBI Protein Information	LIM domain-binding protein 1
UniProt Protein Name	LIM domain-binding protein 1
UniProt Gene Name	**LDB1**
UniProt Synonym Gene Names	CLIM2; LDB-1; CLIM-2; hLdb1
UniProt Entry Name	LDB1_HUMAN

For Research Use Only. Not for use in diagnostic or therapeutic procedures. Small volumes of product may become entrapped in the seal of the vial during shipment and storage; if necessary, briefly centrifuge the vial on a tabletop centrifuge to dislodge any liquid in the cap.

AAA Biotech | Tel: +1 (619) 604-9440 | Fax: +1 (619) 604-9441 | contact@aaabiotech.com
Online datasheet: https://stage.aaabiotech.com/polyclonal/ldb1-antibody-immunofluorescence-immunohistochemistry-western-blot-elisa/304865