Rabbit anti-Human COX4 Polyclonal Antibody | anti-COX4 antibody

COX4 antibody

CATALOG #	HOST	REACTIVITY	APPLICATIONS
AAA304220	**Rabbit**	**Human**	**Immunofluorescence, Immunohistochemistry, Western Blot**

PRODUCT SYNONYMS

COX4; Polyclonal Antibody; COX4 antibody; COXIV; MGC72016; anti-COX4 antibody

PRODUCT SPECIFICATIONS

Host	Rabbit
Reactivity	Human
Clonality	Polyclonal
Purity/Purification	Purified by antigen-affinity chromatography.
Form/Format	Supplied in 0.1M Tris-buffered saline with 10% Glycerol (pH7.0). 0.01% Thimerosal was added as a preservative.
Sequence Length	169
Applicable Applications for anti-COX4 antibody	IF (Immunofluorescence), IHC (Immunohistochemistry), WB (Western Blot)
Immunogen Type	Recombinant protein
Immunogen Description	Recombinant protein fragment contain a sequence corresponding to a region within amino acids 1 and 169 of Human COX4I1
Target Name	COX4
Preparation and Storage	Store at -20 degree C for long term preservation (recommended). Store at 4 degree C for short term use.

IMAGES

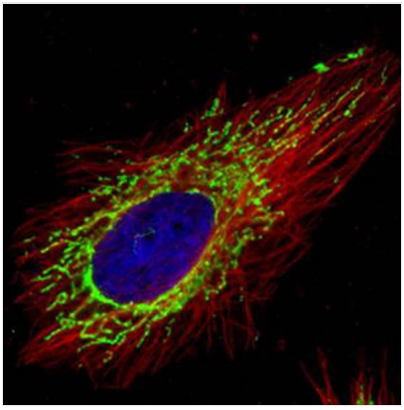

IF (Immunofluorescence)
Confocal immunofluorescence analysis (Olympus FV10i) of methanol-fixed HeLa, using COX4 antibody (Green) at 1: 500 dilution and alpha-tubulin antibody (Red) at 1: 2000.

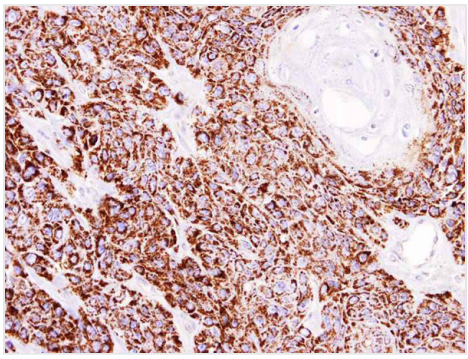

IHC (Immunohiostchemistry)
Immunohistochemical analysis of paraffin-embedded CA922 xenograft, using COX4 antibody at 1: 100 dilution.

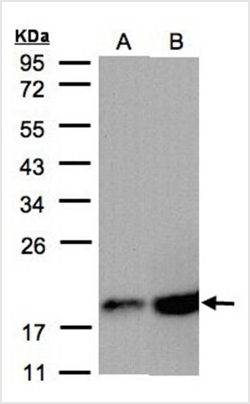

Application Data
Sample(30 ug of whole cell lysate)A: A431 B: MOLT412% SDS PAGEPrimary antibody diluted at 1: 2000

ADDITIONAL INFORMATION

Related Product Information for anti-COX4 antibody	Cytochrome c oxidase (COX) is the terminal enzyme of the mitochondrial respiratory chain. It is a multi-subunit enzyme complex that couples the transfer of electrons from cytochrome c to molecular oxygen and contributes to a proton electrochemical gradient across the inner mitochondrial membrane. The complex consists of 13 mitochondrial- and nuclear-encoded subunits. The mitochondrially-encoded subunits perform the electron transfer and proton pumping activities. The functions of the nuclear-encoded subunits are unknown but they may play a role in the regulation and assembly of the complex. This gene encodes the nuclear-encoded subunit IV isoform 1 of the human mitochondrial respiratory chain enzyme. It is located at the 3' of the NOC4 (neighbor of COX4) gene in a head-to-head orientation, and shares a promoter with it. [provided by RefSeq]
Product Categories/Family for anti-COX4 antibody	Total protein Ab

NCBI AND UNIPROT INFORMATION

NCBI GI #	4502981
NCBI GeneID	1327
NCBI Accession #	NP_001852
NCBI GenBank Nucleotide #	NM_001861.3
Molecular Weight	19,577 Da
NCBI Official Full Name	cytochrome c oxidase subunit 4 isoform 1, mitochondrial
NCBI Official Synonym Full Names	cytochrome c oxidase subunit IV isoform 1
NCBI Official Symbol	COX4I1
NCBI Official Synonym Symbols	COX4; COXIV; COX4-1
NCBI Protein Information	cytochrome c oxidase subunit 4 isoform 1, mitochondrial
UniProt Protein Name	Cytochrome c oxidase subunit 4 isoform 1, mitochondrial
UniProt Gene Name	**COX4I1**
UniProt Synonym Gene Names	COX4; COX IV-1
UniProt Entry Name	COX41_HUMAN

For Research Use Only. Not for use in diagnostic or therapeutic procedures. Small volumes of product may become entrapped in the seal of the vial during shipment and storage; if necessary, briefly centrifuge the vial on a tabletop centrifuge to dislodge any liquid in the cap.