Rabbit anti-Human GOLGA3 Polyclonal Antibody | anti-GOLGA3 antibody

GOLGA3 antibody

CATALOG #	HOST	REACTIVITY	APPLICATIONS
AAA301825	**Rabbit**	**Human**	**Immunofluorescence, Immunohistochemistry, Western Blot**

PRODUCT SYNONYMS

GOLGA3; Polyclonal Antibody; GOLGA3 antibody; anti-GOLGA3 antibody

PRODUCT SPECIFICATIONS

Host	Rabbit
Reactivity	Human
Clonality	Polyclonal
Purity/Purification	Purified by antigen-affinity chromatography.
Form/Format	Supplied in 1XPBS, 1%BSA, 20% Glycerol (pH7.0). 0.01% Thimerosal was added as a preservative.
Sequence Length	1498
Applicable Applications for anti-GOLGA3 antibody	IF (Immunofluorescence), IHC (Immunohistochemistry), WB (Western Blot)
Immunogen Type	Peptide
Immunogen Description	Synthetic peptide contain a sequence corresponding to a region within amino acids 1436 and 1498 of Golgi autoantigen, golgin subfamily a, 3
Target Name	GOLGA3
Preparation and Storage	Store at -20 degree C for long term preservation (recommended). Store at 4 degree C for short term use.

IMAGES

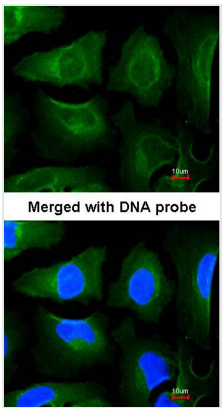

IF (Immunofluorescence)
Immunofluorescence analysis of paraformaldehyde-fixed HeLa, using GOLGA3 antibody at 1: 200 dilution.

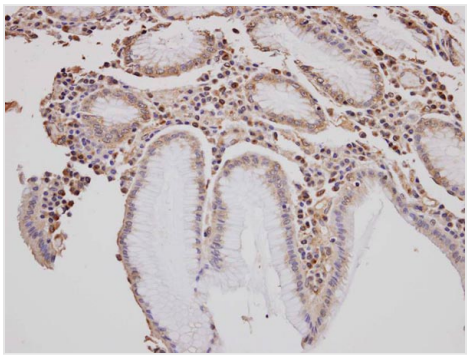

IHC (Immunohiostchemistry)
Immunohistochemical analysis of paraffin-embedded gastric tissue, using GOLGA3 antibody at 1: 100 dilution.

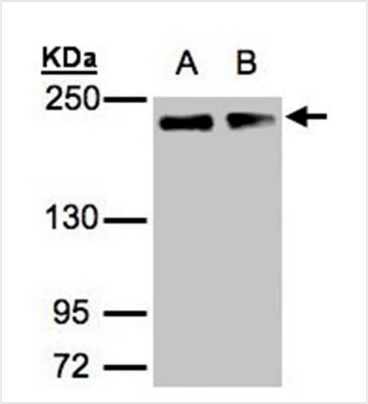

Application Data
Sample(30 ug of whole cell lysate)A: A431B: H12995% SDS PAGEPrimary antibody diluted at 1: 1000

ADDITIONAL INFORMATION

Related Product Information for anti-GOLGA3 antibody	The Golgi apparatus, which participates in glycosylation and transport of proteins and lipids in the secretory pathway, consists of a series of stacked cisternae (flattened membrane sacs). Interactions between the Golgi and microtubules are thought to be important for the reorganization of the Golgi after it fragments during mitosis. This gene encodes a member of the golgin family of proteins which are localized to the Golgi. Its encoded protein has been postulated to play a role in nuclear transport and Golgi apparatus localization. Several alternatively spliced transcript variants of this gene have been described, but the full-length nature of these variants has not been determined. [provided by RefSeq]
Product Categories/Family for anti-GOLGA3 antibody	Total protein Ab

NCBI AND UNIPROT INFORMATION

NCBI GI #	30089940
NCBI GeneID	2802
NCBI Accession #	NP_005886
NCBI GenBank Nucleotide #	NM_005895.3
Molecular Weight	126,129 Da
NCBI Official Full Name	golgin subfamily A member 3 isoform 1
NCBI Official Synonym Full Names	golgin A3
NCBI Official Symbol	GOLGA3
NCBI Official Synonym Symbols	MEA-2; GCP170
NCBI Protein Information	golgin subfamily A member 3
UniProt Protein Name	Golgin subfamily A member 3
UniProt Gene Name	**GOLGA3**
UniProt Synonym Gene Names	GCP170
UniProt Entry Name	GOGA3_HUMAN

For Research Use Only. Not for use in diagnostic or therapeutic procedures. Small volumes of product may become entrapped in the seal of the vial during shipment and storage; if necessary, briefly centrifuge the vial on a tabletop centrifuge to dislodge any liquid in the cap.

AAA Biotech | Tel: +1 (619) 604-9440 | Fax: +1 (619) 604-9441 | contact@aaabiotech.com
Online datasheet: https://stage.aaabiotech.com/polyclonal/golga3-antibody-immunofluorescence-immunohistochemistry-western-blot-elisa/301825