# Rabbit Kv3.4 Polyclonal Antibody | anti-Kv3.4 antibody

Kv3.4 Polyclonal Antibody

| CATALOG # | HOST | REACTIVITY | APPLICATIONS |
|---|---|---|---|
| **AAA295136** | **Rabbit** | **Human, Mouse, Monkey** | **Immunofluorescence, Immunohistochemistry, Western Blot** |

## PRODUCT SYNONYMS

Kv3.4; Polyclonal Antibody; Kv3.4 Polyclonal Antibody; KCNC4; Potassium voltage-gated channel subfamily C member 4; KSHIIIC; Voltage-gated potassium channel subunit Kv3.4; anti-Kv3.4 antibody

## PRODUCT SPECIFICATIONS

| | |
|---|---|
| **Host** | Rabbit |
| **Reactivity** | Human, Mouse, Monkey |
| **Clonality** | Polyclonal |
| **Applicable Applications for anti-Kv3.4 antibody** | IF (Immunofluorescence), IHC (Immunohistochemistry), WB (Western Blot) |
| **Preparation and Storage** | Maintain refrigerated at 2-8 degree C for up to 2 weeks. For long term storage store at -20 degree C in small aliquots to prevent freeze-thaw cycles. |

## IMAGES

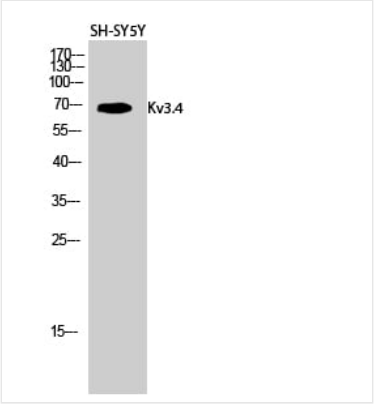


**WB (Western Blot)**
Dilution: Western Blot: 1/500 - 1/2000. Immunohistochemistry: 1/100 - 1/300. Immunofluorescence: 1/200 - 1/1000. ELISA: 1/20000. Not yet tested in other applications.

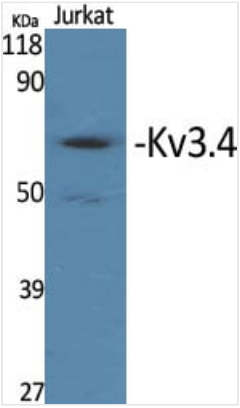


**WB (Western Blot)**
Dilution: Western Blot: 1/500 - 1/2000. Immunohistochemistry: 1/100 - 1/300. Immunofluorescence: 1/200 - 1/1000. ELISA: 1/20000. Not yet tested in other applications.

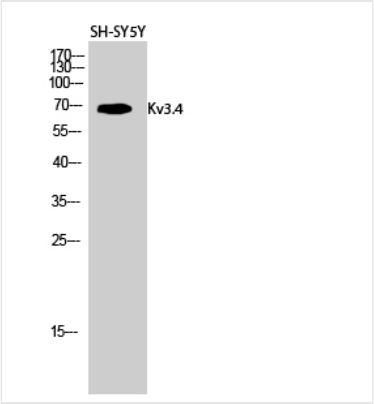


**WB (Western Blot)**
Dilution: Western Blot: 1/500 - 1/2000. Immunohistochemistry: 1/100 - 1/300. Immunofluorescence: 1/200 - 1/1000. ELISA: 1/20000. Not yet tested in other applications.

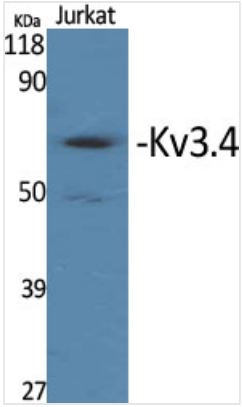


**WB (Western Blot)**
Dilution: Western Blot: 1/500 - 1/2000. Immunohistochemistry: 1/100 - 1/300. Immunofluorescence: 1/200 - 1/1000. ELISA: 1/20000. Not yet tested in other applications.

## ADDITIONAL INFORMATION

| | |
|---|---|
| **Related Product Information for anti-Kv3.4 antibody** | This protein mediates the voltage-dependent potassium ion permeability of excitable membranes. Assuming opened or closed conformations in response to the voltage difference across the membrane, the protein forms a potassium-selective channel through which potassium ions may pass in accordance with their electrochemical gradient. |

## NCBI AND UNIPROT INFORMATION

| | |
|---|---|
| **NCBI GI #** | 88758576 |
| **NCBI GeneID** | 3749 |
| **NCBI Accession #** | NP_001034663.1 |
| **NCBI GenBank Nucleotide #** | NM_001039574.2 |
| **UniProt Accession #** | Q03721; Q3MIM4; Q5TBI6 |
| **Molecular Weight** | 69,767 Da |
| **NCBI Official Full Name** | potassium voltage-gated channel subfamily C member 4 isoform c |
| **NCBI Official Synonym Full Names** | potassium voltage-gated channel, Shaw-related subfamily, member 4 |
| **NCBI Official Symbol** | KCNC4 |
| **NCBI Official Synonym Symbols** | KV3.4; C1orf30; KSHIIIC; HKSHIIIC |
| **NCBI Protein Information** | potassium voltage-gated channel subfamily C member 4; K+ channel subunit; voltage-gated potassium channel subunit KV3.4 |
| **UniProt Protein Name** | Potassium voltage-gated channel subfamily C member 4 |
| **UniProt Gene Name** | **KCNC4** |
| **UniProt Entry Name** | KCNC4_HUMAN |

**For Research Use Only.** Not for use in diagnostic or therapeutic procedures. Small volumes of product may become entrapped in the seal of the vial during shipment and storage; if necessary, briefly centrifuge the vial on a tabletop centrifuge to dislodge any liquid in the cap.

**AAA Biotech** | Tel: +1 (619) 604-9440 | Fax: +1 (619) 604-9441 | contact@aaabiotech.com
Online datasheet: https://stage.aaabiotech.com/polyclonal/kv34-antibody-immunofluorescence-immunohistochemistry-western-blot-elisa/295136