Rabbit anti-Human Ku-86 Polyclonal Antibody | anti-Ku-86 antibody

Ku-86 Polyclonal Antibody

CATALOG #	HOST	REACTIVITY	APPLICATIONS
AAA295131	**Rabbit**	**Human**	**Immunohistochemistry, Western Blot**

PRODUCT SYNONYMS

Ku-86; Polyclonal Antibody; Ku-86 Polyclonal Antibody; XRCC5; G22P2; X-ray repair cross-complementing protein 5; 86 kDa subunit of Ku antigen; ATP-dependent DNA helicase 2 subunit 2; ATP-dependent DNA helicase II 80 kDa subunit; CTC box-binding factor 85 kDa subunit; CTC85; CTCBF; DNA repair pr; anti-Ku-86 antibody

PRODUCT SPECIFICATIONS

Host	Rabbit
Reactivity	Human
Clonality	Polyclonal
Applicable Applications for anti-Ku-86 antibody	IHC (Immunohistochemistry), WB (Western Blot)
Preparation and Storage	Maintain refrigerated at 2-8 degree C for up to 2 weeks. For long term storage store at -20 degree C in small aliquots to prevent freeze-thaw cycles.

IMAGES

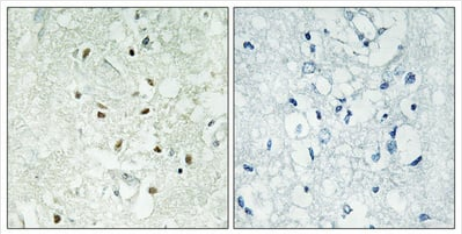

IHC (Immunohistochemisry)
Dilution: Western Blot: 1/500 - 1/2000. Immunohistochemistry: 1/100 - 1/300. ELISA: 1/40000.
Not yet tested in other applications.

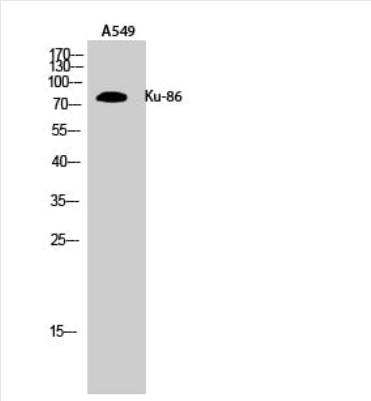

WB (Western Blot)
Dilution: Western Blot: 1/500 - 1/2000. Immunohistochemistry: 1/100 - 1/300. ELISA: 1/40000.
Not yet tested in other applications.



WB (Western Blot)
Dilution: Western Blot: 1/500 - 1/2000. Immunohistochemistry: 1/100 - 1/300. ELISA: 1/40000.
Not yet tested in other applications.

ADDITIONAL INFORMATION

Related Product Information for anti-Ku-86 antibody	Single-stranded DNA-dependent ATP-dependent helicase. Has a role in chromosome translocation. The DNA helicase II complex binds preferentially to fork-like ends of double-stranded DNA in a cell cycle-dependent manner. It works in the 3'-5' direction. Binding to DNA may be mediated by XRCC6. Involved in DNA non-homologous end joining (NHEJ) required for double-strand break repair and V (D)J recombination. The XRCC5/6 dimer acts as regulatory subunit of the DNA-dependent protein kinase complex DNA-PK by increasing the affinity of the catalytic subunit PRKDC to DNA by 100-fold. The XRCC5/6 dimer is probably involved in stabilizing broken DNA ends and bringing them together (PubMed:20383123, PubMed:7957065, PubMed:8621488). The assembly of the DNA-PK complex to DNA ends is required for the NHEJ ligation step. In association with NAA15, the XRCC5/6 dimer binds to the osteocalcin promoter and activates osteocalcin expression (PubMed:20383123). The XRCC5/6 dimer probably also acts as a 5'-deoxyribose-5-phosphate lyase (5'-dRP lyase), by catalyzing the beta-elimination of the 5' deoxyribose- 5-phosphate at an abasic site near double-strand breaks. XRCC5 probably acts as the catalytic subunit of 5'-dRP activity, and allows to 'clean' the termini of abasic sites, a class of nucleotide damage commonly associated with strand breaks, before such broken ends can be joined. The XRCC5/6 dimer together with APEX1 acts as a negative regulator of transcription (PubMed:8621488). Plays a role in the regulation of DNA virus-mediated innate immune response by assembling into the HDP-RNP complex, a complex that serves as a platform for IRF3 phosphorylation and subsequent innate immune response activation through the cGAS-STING pathway.

NCBI AND UNIPROT INFORMATION

NCBI GI #	10863945
NCBI GeneID	7520
NCBI Accession #	NP_066964.1
NCBI GenBank Nucleotide #	NM_021141.3
UniProt Accession #	P13010; Q0Z7V0; Q4VBQ5; Q53HH7; Q7M4N0; Q9UCQ0; Q9UCQ1; A8K3X5
Molecular Weight	82,705 Da
NCBI Official Full Name	X-ray repair cross-complementing protein 5
NCBI Official Synonym Full Names	X-ray repair complementing defective repair in Chinese hamster cells 5 (double-strand-break rejoining)
NCBI Official Symbol	XRCC5
NCBI Official Synonym Symbols	KU80; KUB2; Ku86; NFIV; KARP1; KARP-1
NCBI Protein Information	X-ray repair cross-complementing protein 5; TLAA; CTC85; CTCBF; nuclear factor IV; Ku autoantigen, 80kDa; DNA repair protein XRCC5; thyroid-lupus autoantigen; 86 kDa subunit of Ku antigen; lupus Ku autoantigen protein p86; Ku86 autoantigen related protein
UniProt Protein Name	X-ray repair cross-complementing protein 5

UniProt Gene Name	**XRCC5**
UniProt Synonym Gene Names	G22P2; CTC85; CTCBF; TLAA
UniProt Entry Name	XRCC5_HUMAN

For Research Use Only. Not for use in diagnostic or therapeutic procedures. Small volumes of product may become entrapped in the seal of the vial during shipment and storage; if necessary, briefly centrifuge the vial on a tabletop centrifuge to dislodge any liquid in the cap.

AAA Biotech | Tel: +1 (619) 604-9440 | Fax: +1 (619) 604-9441 | contact@aaabiotech.com
Online datasheet: https://stage.aaabiotech.com/polyclonal/ku-86-antibody-immunohistochemistry-western-blot-elisa/295131