Rabbit EPG5 Polyclonal Antibody | anti-EPG5 antibody

EPG5 Polyclonal Antibody

CATALOG #	HOST	REACTIVITY	APPLICATIONS
AAA293652	**Rabbit**	**Human, Mouse, Rat**	**Immunohistochemistry, Western Blot**

PRODUCT SYNONYMS

EPG5; Polyclonal Antibody; EPG5 Polyclonal Antibody; KIAA1632; Ectopic P granules protein 5 homolog; anti-EPG5 antibody

PRODUCT SPECIFICATIONS

Host	Rabbit
Reactivity	Human, Mouse, Rat
Clonality	Polyclonal
Applicable Applications for anti-EPG5 antibody	IHC (Immunohistochemistry), WB (Western Blot)
Preparation and Storage	Maintain refrigerated at 2-8 degree C for up to 2 weeks. For long term storage store at -20 degree C in small aliquots to prevent freeze-thaw cycles.

IMAGES

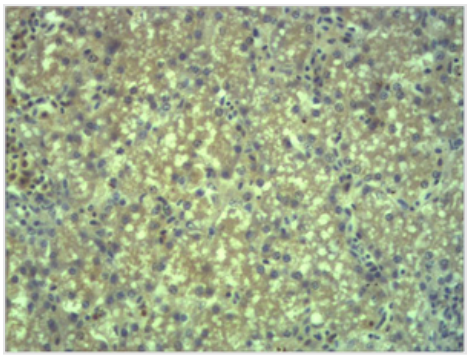

IHC (Immunohistochemistry)
Dilution: WB: 1:1000-2000 IHC: 1:200-500

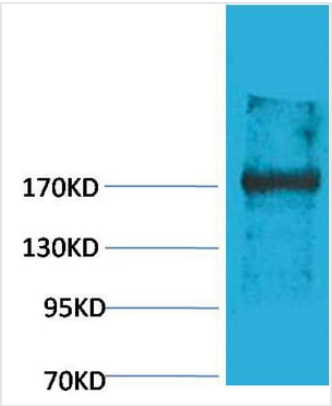

WB (Western Blot)
Dilution: WB: 1:1000-2000 IHC: 1:200-500

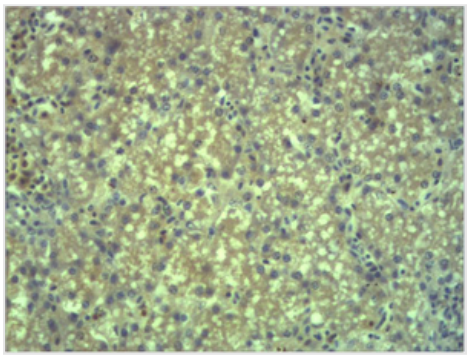

IHC (Immunohiostchemistry)
Dilution: WB: 1:1000-2000 IHC: 1:200-500

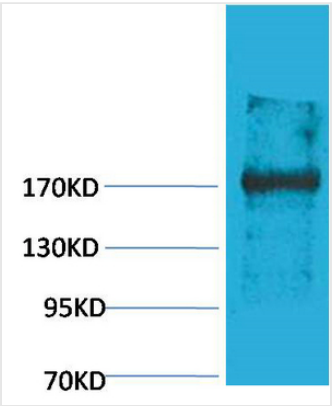

WB (Western Blot)
Dilution: WB: 1:1000-2000 IHC: 1:200-500

ADDITIONAL INFORMATION

Related Product Information for anti-EPG5 antibody	Involved in autophagy. May play a role in a late step of autophagy, such as clearance of autophagosomal cargo.

NCBI AND UNIPROT INFORMATION

NCBI GI #	93204865
NCBI GeneID	57724
NCBI Accession #	NP_066015.2
NCBI GenBank Nucleotide #	NM_020964.2
UniProt Accession #	Q9HCE0; Q9H8C8; A2BDF3
Molecular Weight	170-292
NCBI Official Full Name	ectopic P granules protein 5 homolog
NCBI Official Synonym Full Names	ectopic P-granules autophagy protein 5 homolog
NCBI Official Symbol	EPG5
NCBI Official Synonym Symbols	HEEW1; VICIS; KIAA1632
NCBI Protein Information	ectopic P granules protein 5 homolog
UniProt Protein Name	Ectopic P granules protein 5 homolog
UniProt Gene Name	**EPG5**
UniProt Synonym Gene Names	KIAA1632

For Research Use Only. Not for use in diagnostic or therapeutic procedures. Small volumes of product may become entrapped in the seal of the vial during shipment and storage; if necessary, briefly centrifuge the vial on a tabletop centrifuge to dislodge any liquid in the cap.

AAA Biotech | Tel: +1 (619) 604-9440 | Fax: +1 (619) 604-9441 | contact@aaabiotech.com
Online datasheet: https://stage.aaabiotech.com/polyclonal/epg5-antibody-immunohistochemistry-western-blot-elisa/293652