Rabbit HIF-1beta Polyclonal Antibody | anti-HIF-1beta antibody

HIF-1beta Polyclonal Antibody

CATALOG #	HOST	REACTIVITY	APPLICATIONS
AAA293647	**Rabbit**	**Human, Mouse, Rat**	**Immunohistochemistry, Western Blot**

PRODUCT SYNONYMS

HIF-1beta; Polyclonal Antibody; HIF-1beta Polyclonal Antibody; ARNT; BHLHE2; Aryl hydrocarbon receptor nuclear translocator; ARNT protein; Class E basic helix-loop-helix protein 2; bHLHe2; Dioxin receptor; nuclear translocator; Hypoxia-inducible factor 1-beta; HIF-1-beta; HIF1-beta; anti-HIF-1beta antibody

PRODUCT SPECIFICATIONS

Host	Rabbit
Reactivity	Human, Mouse, Rat
Clonality	Polyclonal
Applicable Applications for anti-HIF-1beta antibody	IHC (Immunohistochemistry), WB (Western Blot)
Preparation and Storage	Maintain refrigerated at 2-8 degree C for up to 2 weeks. For long term storage store at -20 degree C in small aliquots to prevent freeze-thaw cycles.

IMAGES

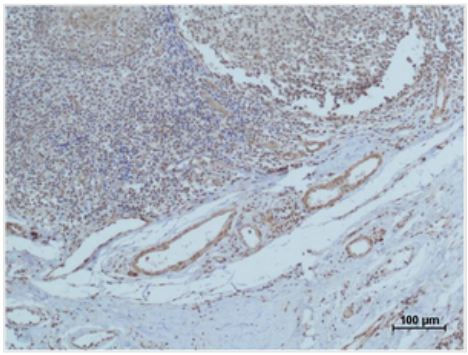

IHC (Immunohistochemistry)
Dilution: WB: 1:1000-2000 IHC: 1:200-500

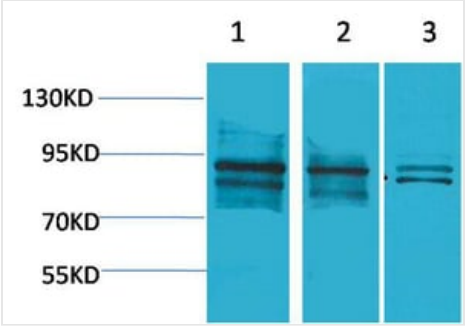

WB (Western Blot)
Dilution: WB: 1:1000-2000 IHC: 1:200-500

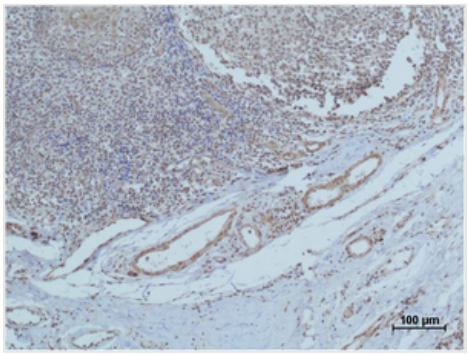

IHC (Immunohiostchemistry)
Dilution: WB: 1:1000-2000 IHC: 1:200-500

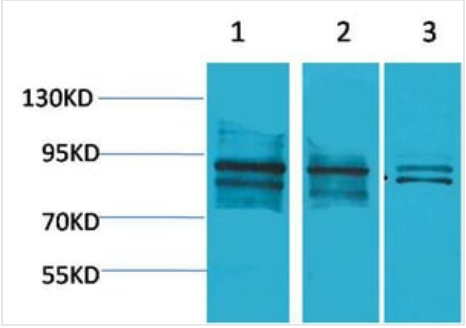

WB (Western Blot)
Dilution: WB: 1:1000-2000 IHC: 1:200-500

ADDITIONAL INFORMATION

Related Product Information for anti-HIF-1beta antibody	Required for activity of the Ah (dioxin) receptor. This protein is required for the ligand-binding subunit to translocate from the cytosol to the nucleus after ligand binding. The complex then initiates transcription of genes involved in the activation of PAH procarcinogens. The heterodimer binds to core DNA sequence 5'-TACGTG-3' within the hypoxia response element (HRE) of target gene promoters and functions as a transcriptional regulator of the adaptive response to hypoxia (By similarity). The heterodimer ARNT: AHR binds to core DNA sequence 5'-TGCGTG-3' within the dioxin response element (DRE) of target gene promoters and activates their transcription (PubMed:28396409).

NCBI AND UNIPROT INFORMATION

NCBI GI #	309747071
NCBI GeneID	405
NCBI Accession #	NP_001184254.1
NCBI GenBank Nucleotide #	NM_001197325.1
UniProt Accession #	P27540; Q5QP39; Q8NDC7; C4AMA1
Molecular Weight	86,636 Da
NCBI Official Full Name	aryl hydrocarbon receptor nuclear translocator isoform 4
NCBI Official Synonym Full Names	aryl hydrocarbon receptor nuclear translocator
NCBI Official Symbol	ARNT
NCBI Official Synonym Symbols	HIF1B; TANGO; bHLHe2; HIF1BETA; HIF-1beta; HIF1-beta; HIF-1-beta
NCBI Protein Information	aryl hydrocarbon receptor nuclear translocator; dioxin receptor, nuclear translocator; class E basic helix-loop-helix protein 2; hypoxia-inducible factor 1, beta subunit
UniProt Protein Name	Aryl hydrocarbon receptor nuclear translocator
UniProt Gene Name	**ARNT**
UniProt Synonym Gene Names	BHLHE2; ARNT protein; bHLHe2; HIF-1-beta; HIF1-beta
UniProt Entry Name	ARNT_HUMAN

For Research Use Only. Not for use in diagnostic or therapeutic procedures. Small volumes of product may become entrapped in the seal of the vial during shipment and storage; if necessary, briefly centrifuge the vial on a tabletop centrifuge to dislodge any liquid in the cap.

AAA Biotech | Tel: +1 (619) 604-9440 | Fax: +1 (619) 604-9441 | contact@aaabiotech.com
Online datasheet: https://stage.aaabiotech.com/polyclonal/hif-1beta-antibody-immunohistochemistry-western-blot-elisa/293647