Rabbit anti-Human CD158k Polyclonal Antibody | anti-CD158k antibody

CD158k Polyclonal Antibody

CATALOG #	HOST	REACTIVITY	APPLICATIONS
AAA29361	**Rabbit**	**Human**	**Immunohistochemistry**

PRODUCT SYNONYMS

CD158k; Polyclonal Antibody; CD158k Polyclonal Antibody; Killer cell immunoglobulin-like receptor 3DL2 (CD158 antigen-like family member K)(MHC class I NK cell receptor)(Natural killer-associated transcript 4)(NKAT-4)(p70 natural killer cell receptor clone CL-5)(p70 NK receptor CL-5)(CD antigen CD158k); anti-CD158k antibody

PRODUCT SPECIFICATIONS

Host	Rabbit
Reactivity	Human
Clonality	Polyclonal
Applicable Applications for anti-CD158k antibody	IHC (Immunohistochemistry)
Notes	ECO:0000303|PubMed:24018270, ECO:0000312|HGNC: HGNC:6339
Preparation and Storage	Maintain refrigerated at 2-8 degree C for up to 2 weeks. For long term storage store at -20 degree C in small aliquots to prevent freeze-thaw cycles.

IMAGES

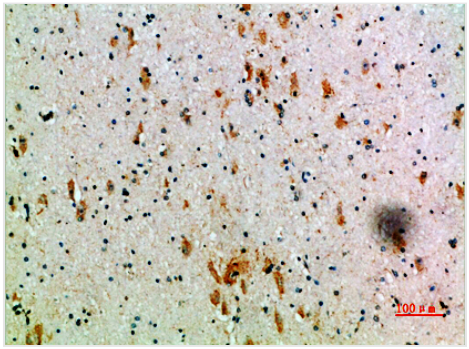

IHC (Immunohistchemistry)
Dilution: IHC-p 1:50-200, ELISA 1:10000-20000

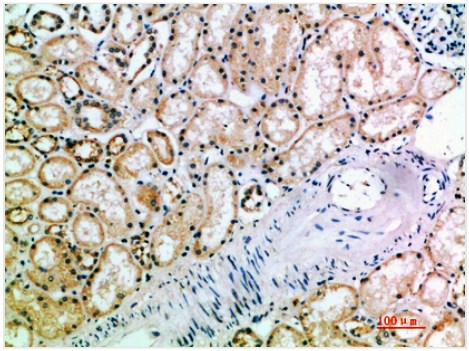

IHC (Immunohistochemistry)
Dilution: IHC-p 1:50-200, ELISA 1:10000-20000

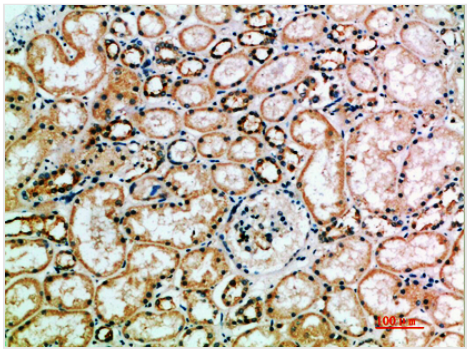

IHC (Immunohistochemistry-Paraffin)
Dilution: IHC-p 1:50-200, ELISA 1:10000-20000

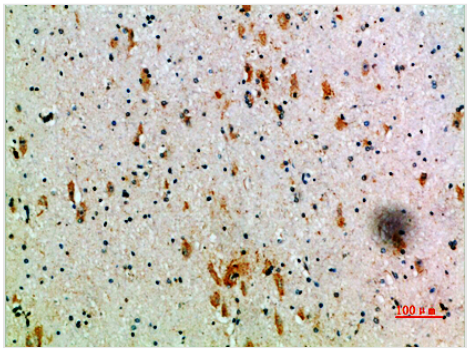

IHC (Immunohistochemistry-Paraffin)
Dilution: IHC-p 1:50-200, ELISA 1:10000-20000

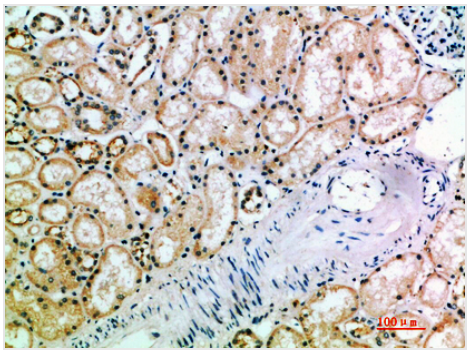

IHC (Immunohistochemistry-Paraffin)
Dilution: IHC-p 1:50-200, ELISA 1:10000-20000

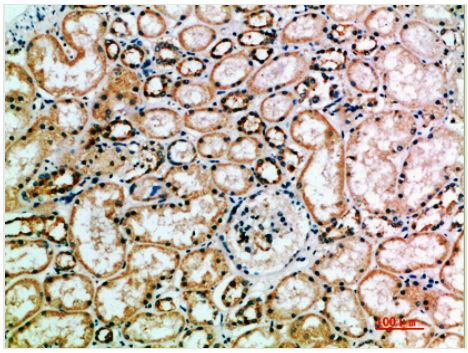

IHC (Immunohistochemistry)
Dilution: IHC-p 1:50-200, ELISA 1:10000-20000

ADDITIONAL INFORMATION

Related Product Information for anti-CD158k antibody	Receptor on natural killer (NK) cells and T cells for MHC class I molecules (PubMed:28636952). Upon binding of peptide-free HLA-F open conformer, negatively regulates NK and T cell effector functions (PubMed:24018270). Acts as a receptor on astrocytes for HLA-F. Through interaction with HLA-F, may protect motor neurons from astrocyte-induced toxicity (PubMed:26928464).

NCBI AND UNIPROT INFORMATION

NCBI GI #	1171729
NCBI GeneID	3812
UniProt Accession #	P43630; Q13238; Q14947; Q14948; Q92684; Q95366; Q95367; Q95368
Molecular Weight	48,517 Da
NCBI Official Full Name	Killer cell immunoglobulin-like receptor 3DL2
NCBI Official Synonym Full Names	killer cell immunoglobulin like receptor, three Ig domains and long cytoplasmic tail 2
NCBI Official Symbol	KIR3DL2
NCBI Official Synonym Symbols	3DL2; p140; NKAT4; CD158K; NKAT-4; NKAT4B; KIR-3DL2
NCBI Protein Information	killer cell immunoglobulin-like receptor 3DL2
UniProt Protein Name	Killer cell immunoglobulin-like receptor 3DL2
UniProt Gene Name	**KIR3DL2**
UniProt Synonym Gene Names	CD158K; NKAT4; NKAT-4; p70 NK receptor CL-5

For Research Use Only. Not for use in diagnostic or therapeutic procedures. Small volumes of product may become entrapped in the seal of the vial during shipment and storage; if necessary, briefly centrifuge the vial on a tabletop centrifuge to dislodge any liquid in the cap.

AAA Biotech | Tel: +1 (619) 604-9440 | Fax: +1 (619) 604-9441 | contact@aaabiotech.com
Online datasheet: https://stage.aaabiotech.com/polyclonal/cd158k-antibody-immunohistochemistry-elisa/29361