Rabbit anti-Human IL-1F8 Polyclonal Antibody | anti-IL-1F8 antibody

IL-1F8 Polyclonal Antibody

CATALOG #	HOST	REACTIVITY	APPLICATIONS
AAA29281	**Rabbit**	**Human**	**Western Blot, Immunohistochemistry**

PRODUCT SYNONYMS

IL-1F8; Polyclonal Antibody; IL-1F8 Polyclonal Antibody; IL36B; IL1F8; IL1H2; Interleukin-36 beta; FIL1 eta; Interleukin-1 eta; IL-1 eta; Interleukin-1 family member 8; Interleukin-1 homolog 2; IL-1H2; anti-IL-1F8 antibody

PRODUCT SPECIFICATIONS

Host	Rabbit
Reactivity	Human
Clonality	Polyclonal
Applicable Applications for anti-IL-1F8 antibody	WB (Western Blot), IHC (Immunohistochemistry)
Preparation and Storage	Maintain refrigerated at 2-8 degree C for up to 2 weeks. For long term storage store at -20 degree C in small aliquots to prevent freeze-thaw cycles.

IMAGES

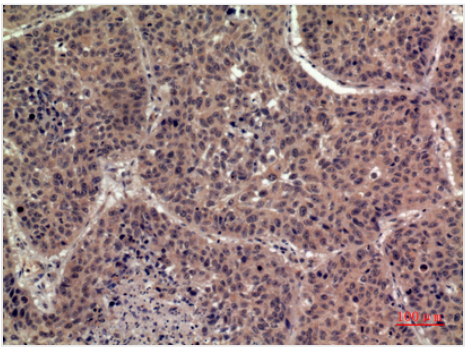

IHC (Immunohistchemistry)
Dilution: Western Blot: 1/500 - 1/2000. IHC-p: 1/100-1/300. ELISA: 1/20000. Not yet tested in other applications.

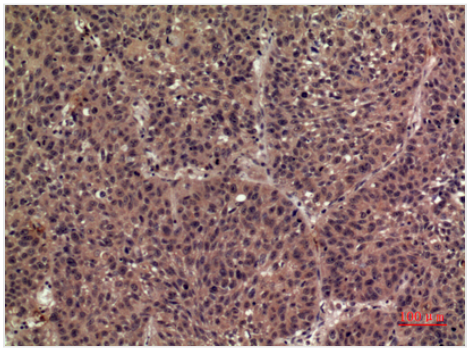

IHC (Immunohistochemistry)
Dilution: Western Blot: 1/500 - 1/2000. IHC-p: 1/100-1/300. ELISA: 1/20000. Not yet tested in other applications.

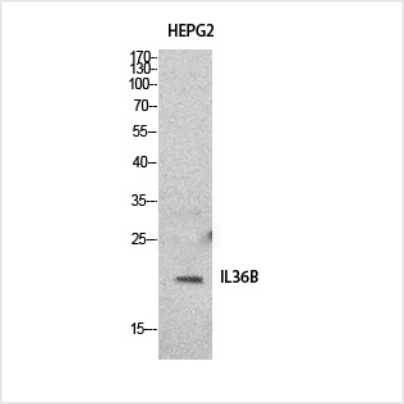

WB (Western Blot)
Dilution: Western Blot: 1/500 - 1/2000. IHC-p: 1/100-1/300. ELISA: 1/20000. Not yet tested in other applications.

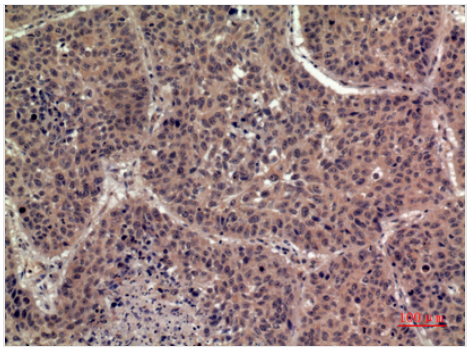

IHC (Immunohistochemistry-Paraffin)
Dilution: Western Blot: 1/500 - 1/2000. IHC-p: 1/100-1/300. ELISA: 1/20000. Not yet tested in other applications.

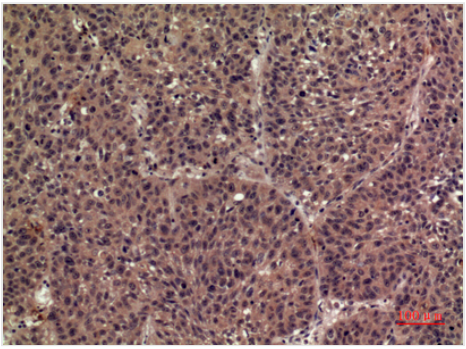

IHC (Immunohistochemistry-Paraffin)
Dilution: Western Blot: 1/500 - 1/2000. IHC-p: 1/100-1/300. ELISA: 1/20000. Not yet tested in other applications.

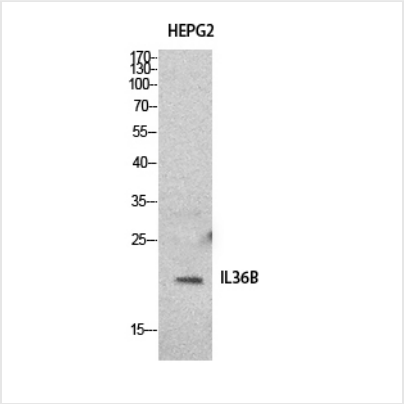

WB (Western Blot)
Dilution: Western Blot: 1/500 - 1/2000. IHC-p: 1/100-1/300. ELISA: 1/20000. Not yet tested in other applications.

ADDITIONAL INFORMATION

Related Product Information for anti-IL-1F8 antibody	Cytokine that binds to and signals through the IL1RL2/IL-36R receptor which in turn activates NF-kappa-B and MAPK signaling pathways in target cells linked to a pro-inflammatory response. Part of the IL-36 signaling system that is thought to be present in epithelial barriers and to take part in local inflammatory response; similar to the IL-1 system with which it shares the coreceptor IL1RAP. Stimulates production of interleukin-6 and interleukin-8 in synovial fibrobasts, articular chondrocytes and mature adipocytes. Induces expression of a number of antimicrobial peptides including beta-defensins 4 and 103 as well as a number of matrix metalloproteases. Seems to be involved in skin inflammatory response by acting on keratinocytes, dendritic cells and indirectly on T-cells to drive tissue infiltration, cell maturation and cell proliferation. In cultured keratinocytes induces the expression of macrophage, T-cell, and neutrophil chemokines, such as CCL3, CCL4, CCL5, CCL2, CCL17, CCL22, CL20, CCL5, CCL2, CCL17, CCL22, CXCL8, CCL20 and CXCL1, and the production of proinflammatory cytokines such as TNF-alpha, IL- 8 and IL-6.

NCBI AND UNIPROT INFORMATION

NCBI GI #	20070252
NCBI GeneID	27177
NCBI Accession #	NP_055253.2
NCBI GenBank Nucleotide #	NM_014438.4
UniProt Accession #	Q9NZH7; Q3MIH0; Q53SR6; Q7RTZ7; Q9UHA5
Molecular Weight	18,522 Da

NCBI Official Full Name	interleukin-36 beta isoform 1
NCBI Official Synonym Full Names	interleukin 36, beta
NCBI Official Symbol	IL36B
NCBI Official Synonym Symbols	FIL1; FIL1H; IL1F8; IL1H2; IL-1F8; IL-1H2; IL1-ETA; FIL1-(ETA); FILI-(ETA)
NCBI Protein Information	interleukin-36 beta; FIL1 eta; IL-1 eta; IL-1F8 (FIL1-eta); interleukin-1 eta; interleukin 1, eta; interleukin-1 homolog 2; Interleukin-1 Superfamily e; family of interleukin 1-eta; interleukin-1 family member 8; IL1F8 (Canonical product IL-1F8a); interle
UniProt Protein Name	Interleukin-36 beta
UniProt Gene Name	**IL36B**
UniProt Synonym Gene Names	IL1F8; IL1H2; IL-1 eta; IL-1F8; IL-1H2
UniProt Entry Name	IL36B_HUMAN

For Research Use Only. Not for use in diagnostic or therapeutic procedures. Small volumes of product may become entrapped in the seal of the vial during shipment and storage; if necessary, briefly centrifuge the vial on a tabletop centrifuge to dislodge any liquid in the cap.

AAA Biotech | Tel: +1 (619) 604-9440 | Fax: +1 (619) 604-9441 | contact@aaabiotech.com
Online datasheet: https://stage.aaabiotech.com/polyclonal/il-1f8-antibody-western-blot-immunohistochemistry-elisa/29281