Rabbit anti-Human gp91-phox Polyclonal Antibody | anti-gp91-phox antibody

gp91-phox Polyclonal Antibody

CATALOG #	HOST	REACTIVITY	APPLICATIONS
AAA29238	**Rabbit**	**Human**	**Western Blot, Immunohistochemistry**

PRODUCT SYNONYMS

gp91-phox; Polyclonal Antibody; gp91-phox Polyclonal Antibody; CYBB; NOX2; Cytochrome b-245 heavy chain; CGD91-phox; Cytochrome b (558) subunit beta; Cytochrome b558 subunit beta; Heme-binding membrane glycoprotein gp91phox; NADPH oxidase 2Neutrophil cytochrome b 91 kDa polypeptide; Superoxide-generating NADPH oxidase heavy chain subunit; gp91-1; p22 phagocyte B-cytochrome; anti-gp91-phox antibody

PRODUCT SPECIFICATIONS

Host	Rabbit
Reactivity	Human
Clonality	Polyclonal
Applicable Applications for anti-gp91-phox antibody	WB (Western Blot), IHC (Immunohistochemistry)
Preparation and Storage	Maintain refrigerated at 2-8 degree C for up to 2 weeks. For long term storage store at -20 degree C in small aliquots to prevent freeze-thaw cycles.

IMAGES

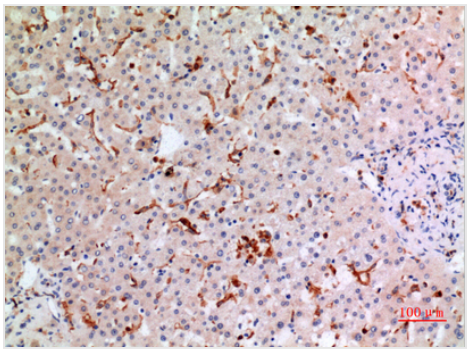

IHC (Immunohistochemistry)
Dilution: Western Blot: 1/500 - 1/2000. IHC-p: 1/100-1/300. ELISA: 1/20000. Not yet tested in other applications.

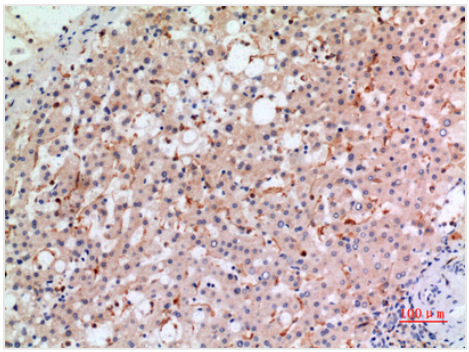

IHC (Immunohistchemistry)
Dilution: Western Blot: 1/500 - 1/2000. IHC-p: 1/100-1/300. ELISA: 1/20000. Not yet tested in other applications.

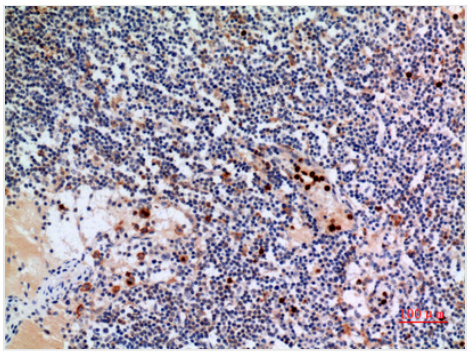

IHC (Immunohistochemistry)
Dilution: Western Blot: 1/500 - 1/2000. IHC-p: 1/100-1/300. ELISA: 1/20000. Not yet tested in other applications.

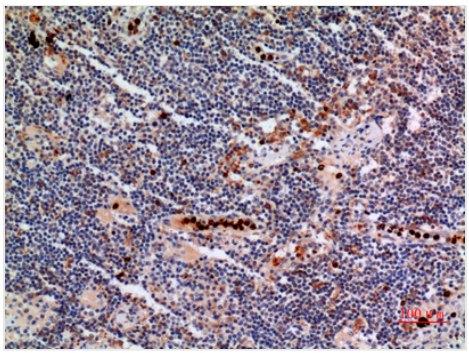

IHC (Immunohistochemistry-Paraffin)
Dilution: Western Blot: 1/500 - 1/2000. IHC-p: 1/100-1/300. ELISA: 1/20000. Not yet tested in other applications.

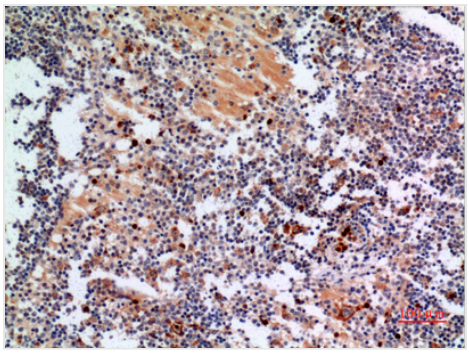

IHC (Immunohistochemistry-Paraffin)
Dilution: Western Blot: 1/500 - 1/2000. IHC-p: 1/100-1/300. ELISA: 1/20000. Not yet tested in other applications.

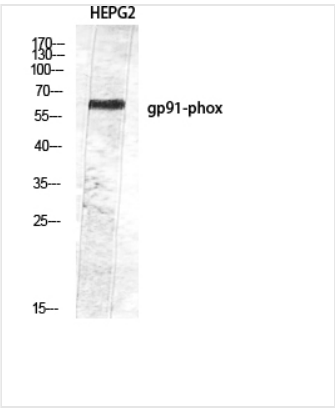

WB (Western Blot)
Dilution: Western Blot: 1/500 - 1/2000. IHC-p: 1/100-1/300. ELISA: 1/20000. Not yet tested in other applications.

ADDITIONAL INFORMATION

Related Product Information for anti-gp91-phox antibody	Critical component of the membrane-bound oxidase of phagocytes that generates superoxide. It is the terminal component of a respiratory chain that transfers single electrons from cytoplasmic NADPH across the plasma membrane to molecular oxygen on the exterior. Also functions as a voltage-gated proton channel that mediates the H (+) currents of resting phagocytes. It participates in the regulation of cellular pH and is blocked by zinc.

NCBI AND UNIPROT INFORMATION

NCBI GI #	115211
NCBI GeneID	1536
UniProt Accession #	P04839; Q2PP16; A8K138
Molecular Weight	65,336 Da
NCBI Official Full Name	Cytochrome b-245 heavy chain
NCBI Official Synonym Full Names	cytochrome b-245, beta polypeptide
NCBI Official Symbol	CYBB
NCBI Official Synonym Symbols	CGD; NOX2; AMCBX2; GP91-1; GP91PHOX; p91-PHOX; GP91-PHOX
NCBI Protein Information	cytochrome b-245 heavy chain; CGD91-phox; NADPH oxidase 2; p22 phagocyte B-cytochrome; cytochrome b558 subunit beta; neutrophil cytochrome b 91 kDa polypeptide; heme-binding membrane glycoprotein gp91phox; superoxide-generating NADPH oxidase heavy chain s
UniProt Protein Name	Cytochrome b-245 heavy chain
UniProt Gene Name	**CYBB**
UniProt Synonym Gene Names	NOX2; Cytochrome b558 subunit beta
UniProt Entry Name	CY24B_HUMAN

For Research Use Only. Not for use in diagnostic or therapeutic procedures. Small volumes of product may become entrapped in the seal of the vial during shipment and storage; if necessary, briefly centrifuge the vial on a tabletop centrifuge to dislodge any liquid in the cap.

AAA Biotech | Tel: +1 (619) 604-9440 | Fax: +1 (619) 604-9441 | contact@aaabiotech.com
Online datasheet: https://stage.aaabiotech.com/polyclonal/gp91-phox-antibody-western-blot-immunohistochemistry-elisa/29238