Rabbit anti-Human, Mouse TRPV3 Polyclonal Antibody | anti-TRPV3 antibody

TRPV3 Polyclonal Antibody

CATALOG #	HOST	REACTIVITY	APPLICATIONS
AAA29146	**Rabbit**	**Human, Mouse**	**Western Blot, Immunohistochemistry**

PRODUCT SYNONYMS

TRPV3; Polyclonal Antibody; TRPV3 Polyclonal Antibody; Transient receptor potential cation channel subfamily V member 3; TrpV3; Vanilloid receptor-like 3; VRL-3; anti-TRPV3 antibody

PRODUCT SPECIFICATIONS

Host	Rabbit
Reactivity	Human, Mouse
Clonality	Polyclonal
Applicable Applications for anti-TRPV3 antibody	WB (Western Blot), IHC (Immunohistochemistry)
Preparation and Storage	Maintain refrigerated at 2-8 degree C for up to 2 weeks. For long term storage store at -20 degree C in small aliquots to prevent freeze-thaw cycles.

IMAGES

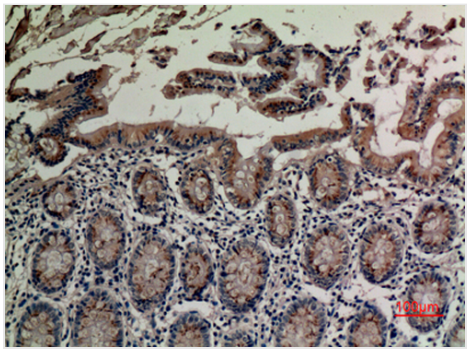

IHC (Immunohistchemistry)
Dilution: Western Blot: 1/500 - 1/2000. IHC-p: 1:100-300 ELISA: 1/20000. Not yet tested in other applications.

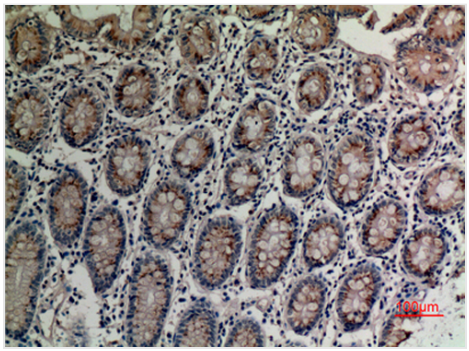

IHC (Immunohistochemistry)
Dilution: Western Blot: 1/500 - 1/2000. IHC-p: 1:100-300 ELISA: 1/20000. Not yet tested in other applications.

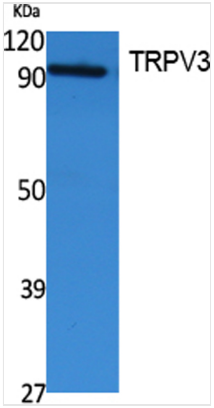

WB (Western Blot)
Dilution: Western Blot: 1/500 - 1/2000. IHC-p: 1:100-300 ELISA: 1/20000. Not yet tested in other applications.

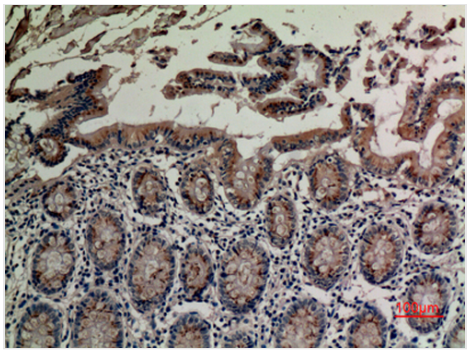

IHC (Immunohistochemistry-Paraffin)
Dilution: Western Blot: 1/500 - 1/2000. IHC-p: 1:100-300 ELISA: 1/20000. Not yet tested in other applications.

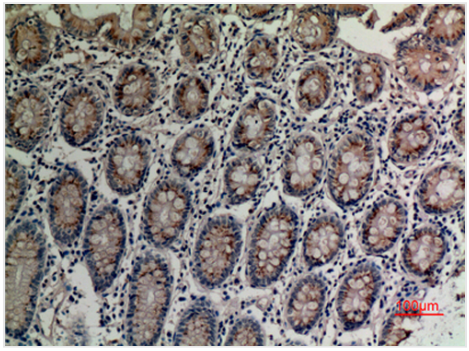

IHC (Immunohistochemistry-Paraffin)
Dilution: Western Blot: 1/500 - 1/2000. IHC-p: 1:100-300 ELISA: 1/20000. Not yet tested in other applications.

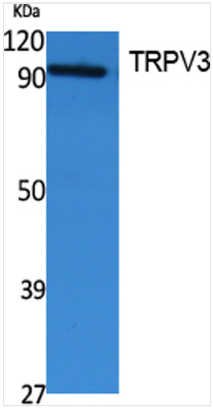

WB (Western Blot)
Dilution: Western Blot: 1/500 - 1/2000. IHC-p: 1:100-300 ELISA: 1/20000. Not yet tested in other applications.

ADDITIONAL INFORMATION

Related Product Information for anti-TRPV3 antibody	Putative receptor-activated non-selective calcium permeant cation channel. It is activated by innocuous (warm) temperatures and shows an increased response at noxious temperatures greater than 39 degrees Celsius. Activation exhibits an outward rectification. May associate with TRPV1 and may modulate its activity. Is a negative regulator of hair growth and cycling: TRPV3-coupled signaling suppresses keratinocyte proliferation in hair follicles and induces apoptosis and premature hair follicle regression (catagen).

NCBI AND UNIPROT INFORMATION

NCBI GI #	62901456
NCBI GeneID	162514
UniProt Accession #	Q8NET8; Q8NDW7; Q8NET9; Q8NFH2
Molecular Weight	87,661 Da
NCBI Official Full Name	Transient receptor potential cation channel subfamily V member 3
NCBI Official Synonym Full Names	transient receptor potential cation channel, subfamily V, member 3
NCBI Official Symbol	TRPV3
NCBI Official Synonym Symbols	OLMS; VRL3
NCBI Protein Information	transient receptor potential cation channel subfamily V member 3; VRL-3; vanilloid receptor-like 3; vanilloid receptor-related osmotically activated channel protein

UniProt Protein Name	Transient receptor potential cation channel subfamily V member 3
UniProt Gene Name	**TRPV3**
UniProt Synonym Gene Names	TrpV3; VRL-3
UniProt Entry Name	TRPV3_HUMAN

For Research Use Only. Not for use in diagnostic or therapeutic procedures. Small volumes of product may become entrapped in the seal of the vial during shipment and storage; if necessary, briefly centrifuge the vial on a tabletop centrifuge to dislodge any liquid in the cap.

AAA Biotech | Tel: +1 (619) 604-9440 | Fax: +1 (619) 604-9441 | contact@aaabiotech.com
Online datasheet: https://stage.aaabiotech.com/polyclonal/trpv3-antibody-western-blot-immunohistochemistry-elisa/29146