Rabbit Kv10.2 Polyclonal Antibody | anti-Kv10.2 antibody

Kv10.2 Polyclonal Antibody

CATALOG #	HOST	REACTIVITY	APPLICATIONS
AAA28905	**Rabbit**	**Human, Mouse, Rat**	**Western Blot, Immunohistochemistry**

PRODUCT SYNONYMS

Kv10.2; Polyclonal Antibody; Kv10.2 Polyclonal Antibody; Potassium voltage-gated channel subfamily H member 5 (Ether-a-go-go potassium channel 2)(hEAG2)(Voltage-gated potassium channel subunit Kv10.2); anti-Kv10.2 antibody

PRODUCT SPECIFICATIONS

Host	Rabbit
Reactivity	Human, Mouse, Rat
Clonality	Polyclonal
Applicable Applications for anti-Kv10.2 antibody	WB (Western Blot), IHC (Immunohistochemistry)
Preparation and Storage	Maintain refrigerated at 2-8 degree C for up to 2 weeks. For long term storage store at -20 degree C in small aliquots to prevent freeze-thaw cycles.

IMAGES

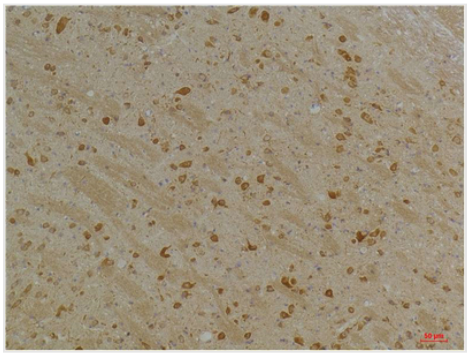

Application Data
Dilution: WB 1:1000-2000, IHC 1:100-200

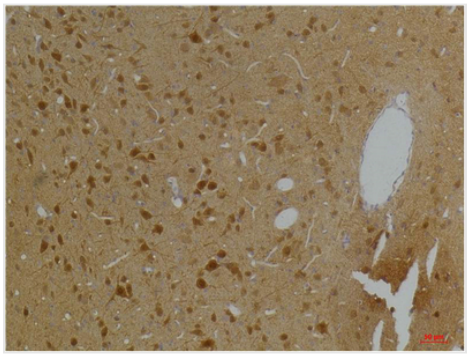

Application Data
Dilution: WB 1:1000-2000, IHC 1:100-200

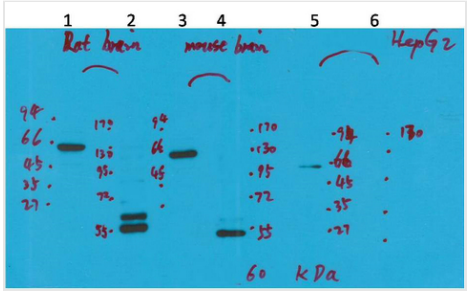

Application Data
Dilution: WB 1:1000-2000, IHC 1:100-200

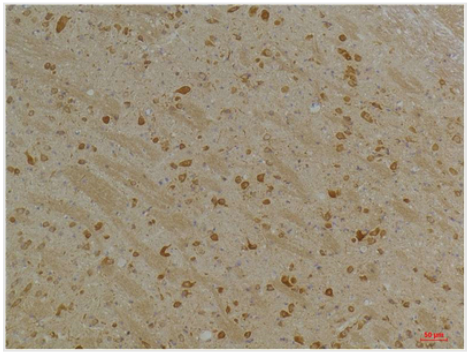

Application Data
Dilution: WB 1:1000-2000, IHC 1:100-200

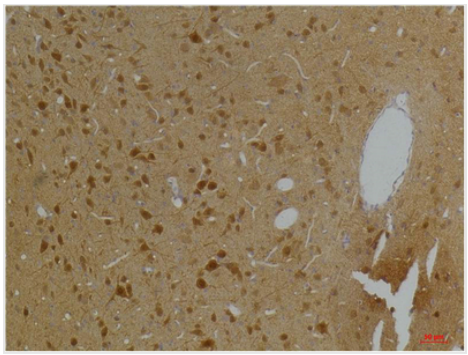

Application Data
Dilution: WB 1:1000-2000, IHC 1:100-200

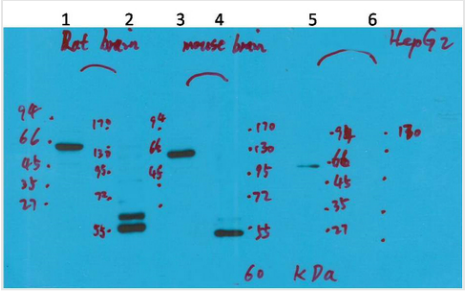

WB (Western Blot)
Dilution: WB 1:1000-2000, IHC 1:100-200

ADDITIONAL INFORMATION

Related Product Information for anti-Kv10.2 antibody	Pore-forming (alpha) subunit of voltage-gated potassium channel. Elicits a non-inactivating outward rectifying current. Channel properties may be modulated by cAMP and subunit assembly.

NCBI AND UNIPROT INFORMATION

NCBI GI #	22024390
NCBI GeneID	27133
NCBI Accession #	NP_647479.2
NCBI GenBank Nucleotide #	NM_139318.4
UniProt Accession #	Q8NCM2; C9JP98
Molecular Weight	71,123 Da
NCBI Official Full Name	potassium voltage-gated channel subfamily H member 5 isoform 1
NCBI Official Synonym Full Names	potassium voltage-gated channel subfamily H member 5
NCBI Official Symbol	KCNH5
NCBI Official Synonym Symbols	EAG2; hEAG2; H-EAG2; Kv10.2
NCBI Protein Information	potassium voltage-gated channel subfamily H member 5
UniProt Protein Name	Potassium voltage-gated channel subfamily H member 5
UniProt Gene Name	**KCNH5**
UniProt Synonym Gene Names	EAG2; hEAG2

For Research Use Only. Not for use in diagnostic or therapeutic procedures. Small volumes of product may become entrapped in the seal of the vial during shipment and storage; if necessary, briefly centrifuge the vial on a tabletop centrifuge to dislodge any liquid in the cap.

AAA Biotech | Tel: +1 (619) 604-9440 | Fax: +1 (619) 604-9441 | contact@aaabiotech.com
Online datasheet: https://stage.aaabiotech.com/polyclonal/kv102-antibody-western-blot-immunohistochemistry-elisa/28905