Mouse anti-Human HIS Tag Monoclonal Antibody

HIS Tag Antibody

CATALOG #	HOST	REACTIVITY	APPLICATIONS
AAA283576	**Mouse**	**Human**	**ELISA, Western Blot**

PRODUCT SYNONYMS

HIS Tag; Monoclonal Antibody; HIS Tag Antibody; anti-HIS Tag antibody

PRODUCT SPECIFICATIONS

Host	Mouse
Reactivity	Human
Clonality	Monoclonal
Isotype	Mouse IgG1
Specificity	Purified recombinant HIS-tagged fusion protein and poly-HIS peptide were used to produced this monoclonal antibody.
Purity/Purification	This antibody is purified through a protein G column, followed by dialysis against PBS.
Form/Format	Purified monoclonal antibody supplied in PBS with 0.09% (W/V) sodium azide.
Applicable Applications for anti-HIS Tag antibody	ELISA, WB (Western Blot)
Preparation and Storage	Maintain refrigerated at 2-8°C for up to 2 weeks. For long term storage store at -20°C in small aliquots to prevent freeze-thaw cycles.

IMAGES

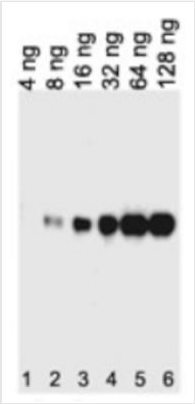

WB (Western Blot)
Western blot analysis of lysates from 12tag protein , This demonstrates the His tagged antibody detected the His tagged protein (arrow).

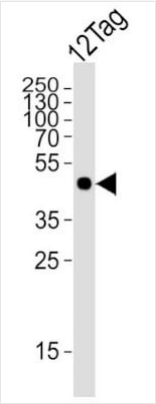

WB (Western Blot)
HIS-tagged recombinant protein was expressed in E. Coli, and used to test the 6xHIS monoclonal antibody (6AT18).

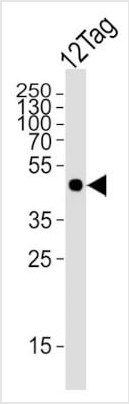

WB (Western Blot)
Western blot analysis of lysates from 12tag protein, This demonstrates the His tagged antibody detected the His tagged protein (arrow).

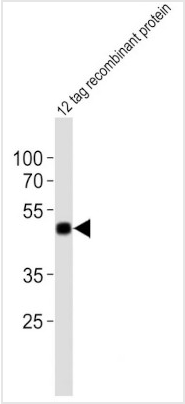

WB (Western Blot)
Western blot analysis of lysate from 12 tag recombinant protein, using HIS Tag. AAA283576 was diluted at 1:1000. A goat anti-rabbit IgG H&L(HRP) at 1:10000 dilution was used as the secondary antibody. Lysate at 20ug.

ADDITIONAL INFORMATION

Related Product Information for anti-HIS Tag antibody	Epitope tags consisting of short sequences recognized by well-characterized monoclonal antibodies have been widely used in the study of protein expression in various systems. The 6xHIS tag (HHHHHH), recognized by the monoclonal antibody clone 6AT18 provides an established example of this application. 6xHIS-tagged fusion proteins are easily purified from cell lysates by affinity chromatography using Nickel-Sepharose resin. AAA Biotech's anti-6xHIS monoclonal antibody provides a simple solution to detect the expression of HIS-tagged fusion proteins in cells.
Product Categories/Family for anti-HIS Tag antibody	Crown Antibodies; Tag Antibodies
References	Hochuli E, Doebeli H, and Schacher A. New metal chelate absorbent selective for proteins and peptides containing neighboring histidine residues. J. Chromatogr. 1987;411:177-184.

For Research Use Only. Not for use in diagnostic or therapeutic procedures. Small volumes of product may become entrapped in the seal of the vial during shipment and storage; if necessary, briefly centrifuge the vial on a tabletop centrifuge to dislodge any liquid in the cap.

AAA Biotech | Tel: +1 (619) 604-9440 | Fax: +1 (619) 604-9441 | contact@aaabiotech.com
Online datasheet: https://stage.aaabiotech.com/monoclonal/his-tag-antibody-western-blot-elisa/283576