Rabbit BRSK1 Polyclonal Antibody | anti-BRSK1 antibody

BRSK1 Rabbit pAb

CATALOG #	HOST	REACTIVITY	APPLICATIONS
AAA281764	**Rabbit**	**Human, Mouse, Rat**	**Immunohistochemistry, Western Blot**

PRODUCT SYNONYMS

BRSK1; Polyclonal Antibody; BRSK1 Rabbit pAb; hSAD1; anti-BRSK1 antibody

PRODUCT SPECIFICATIONS

Host	Rabbit
Reactivity	Human, Mouse, Rat
Clonality	Polyclonal
Isotype	IgG
Purity/Purification	Affinity purification
Form/Format	PBS with 0.02% sodium azide, 50% glycerol, pH7.3.
Sequence	PSNGELDPDV LESMASLGCF RDRERLHREL RSEEENQEKM IYYLLLDRKE RYPSCEDQDL PPRNDVDPPR KRVDSPMLSR HGKRRPERKS MEVLSITDAG GGGSPVPTRR ALEMAQHSQR SRSVSGASTG LSSSPLSSPR SPVFSFSPEP GAGDEARGGG SPTSKTQTLP SRGPRGGGAG EQPPPPSARS TPLPGPPGSP R
Applicable Applications for anti-BRSK1 antibody	IHC (Immunohistochemistry), WB (Western Blot)
Immunogen	Recombinant fusion protein containing a sequence corresponding to amino acids 310-510 of human BRSK1 (NP_115806.1).
Cellular Location	Cell junction, Cytoplasm, Nucleus, centrosome, cytoskeleton, microtubule organizing center, synapse
Positive Samples	Raji
Preparation and Storage	Store at -20 degree C. Avoid freeze/thaw cycles.

IMAGES

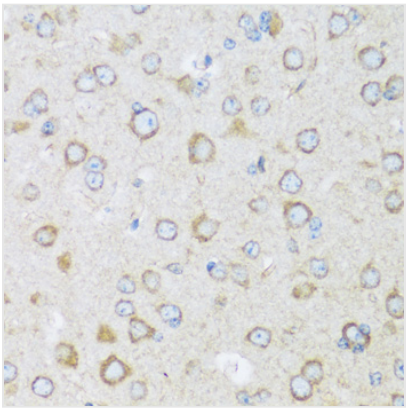

IHC (Immunohistochemistry)
Immunohistochemistry of paraffin-embedded mouse brain using BRSK1 antibody at dilution of 1:100 (40x lens).

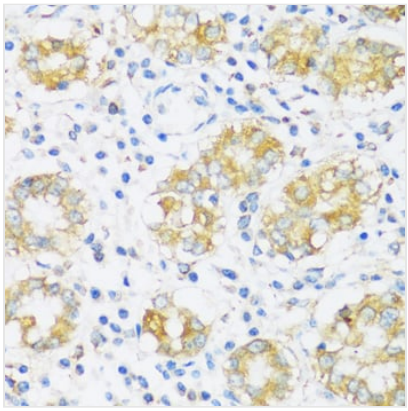

IHC (Immunohistochemisry)
Immunohistochemistry of paraffin-embedded human stomach using BRSK1 antibody at dilution of 1:100 (40x lens).

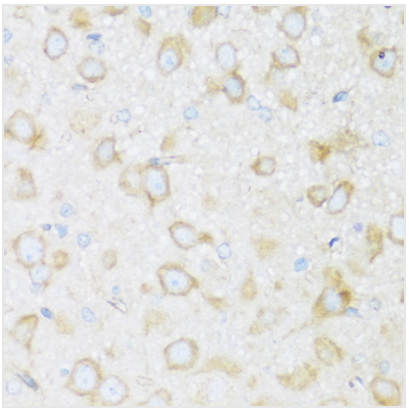

IHC (Immunohiostchemistry)
Immunohistochemistry of paraffin-embedded rat brain using BRSK1 antibody at dilution of 1:100 (40x lens).

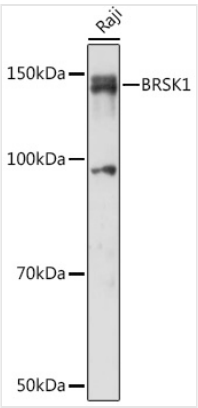

WB (Western Blot)
Western blot analysis of extracts of Raji cells, using BRSK1 Rabbit pAb at 1:1000 dilution.Secondary antibody: HRP Goat Anti-Rabbit IgG (H+L) (AS014) at 1:10000 dilution.Lysates/proteins: 25ug per lane.Blocking buffer: 3% nonfat dry milk in TBST.Detection: ECL Basic Kit (RM00020).Exposure time: 60s.

ADDITIONAL INFORMATION

Product Categories/Family for anti-BRSK1 antibody	Cell Biology & Developmental Biology; Cell Cycle; Centrosome

NCBI AND UNIPROT INFORMATION

NCBI GI #	24308326
NCBI GeneID	84446
NCBI Accession #	NP_115806.1
NCBI GenBank Nucleotide #	NM_032430.1
UniProt Accession #	Q8TDC3; Q5J5B5; Q8NDD0; Q8NDR4; Q8TDC2; Q96AV4; Q96JL4; F1DG44
Molecular Weight	85,087 Da
NCBI Official Full Name	serine/threonine-protein kinase BRSK1
NCBI Official Synonym Full Names	BR serine/threonine kinase 1
NCBI Official Symbol	BRSK1
NCBI Official Synonym Symbols	hSAD1
NCBI Protein Information	serine/threonine-protein kinase BRSK1; SAD1 kinase; SAD1 homolog; protein kinase SAD1A; brain-selective kinase 1; SadB kinase short isoform; BR serine/threonine-protein kinase 1; serine/threonine-protein kinase SAD-B; synapses of Amphids Defective homolog
UniProt Protein Name	Serine/threonine-protein kinase BRSK1
UniProt Gene Name	**BRSK1**
UniProt Synonym Gene Names	KIAA1811; SAD1; SADB; BR serine/threonine-protein kinase 1; SAD1 homolog; hSAD1
UniProt Entry Name	BRSK1_HUMAN

For Research Use Only. Not for use in diagnostic or therapeutic procedures. Small volumes of product may become entrapped in the seal of the vial during shipment and storage; if necessary, briefly centrifuge the vial on a tabletop centrifuge to dislodge any liquid in the cap.

AAA Biotech | Tel: +1 (619) 604-9440 | Fax: +1 (619) 604-9441 | contact@aaabiotech.com
Online datasheet: https://stage.aaabiotech.com/polyclonal/brsk1-antibody-immunohistochemistry-western-blot-elisa/281764