Rabbit HTR2B Polyclonal Antibody | anti-HTR2B antibody

HTR2B Polyclonal Antibody

CATALOG #	HOST	REACTIVITY	APPLICATIONS
AAA279870	**Rabbit**	**Human, Mouse, Rat**	**Immunofluorescence, Immunohistochemistry, Western Blot**

PRODUCT SYNONYMS

HTR2B; Polyclonal Antibody; HTR2B Polyclonal Antibody; 5-HT2B; 5-HT(2B); anti-HTR2B antibody

PRODUCT SPECIFICATIONS

Host	Rabbit
Reactivity	Human, Mouse, Rat
Clonality	Polyclonal
Isotype	IgG
Purity/Purification	Affinity Purification
Concentration	1mg/ml (varies by lot)
Sequence Length	481
Applicable Applications for anti-HTR2B antibody	IF (Immunofluorescence), IHC (Immunohistochemistry), WB (Western Blot)
Species	Human
Immunogen	Recombinant Protein
Immunogen	Recombinant protein of human HTR2B
Calculated Molecular Weight	54kDa
Preparation and Storage	Store at -20 degree C (regular) or -80 degree C (long term). Avoid freeze / thaw cycles. Buffer: PBS with 0.02% sodium azide, 50% glycerol, pH7.3.

IMAGES

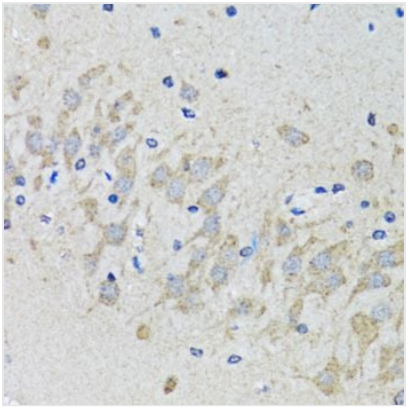

IHC (Immunohistochemisry)
Immunohistochemistry of paraffin-embedded mouse brain using HTR2B antibody at dilution of 1:100 (40x lens).

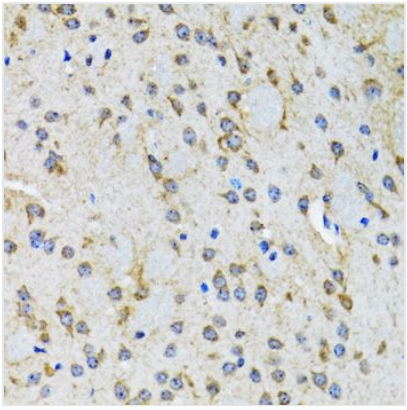

IHC (Immunohiostchemistry)
Immunohistochemistry of paraffin-embedded rat brain using HTR2B antibody at dilution of 1:100 (40x lens).

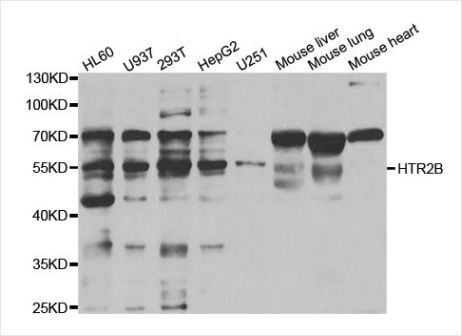

WB (Western Blot)
Western blot analysis of extracts of various cell lines, using HTR2B antibody at 1:1000 dilution.Secondary antibody: HRP Goat Anti-Rabbit IgG (H+L) at 1:10000 dilution.Lysates/proteins: 25ug per lane.Blocking buffer: 3% nonfat dry milk in TBST.Detection: ECL Basic Kit.Exposure time: 30s.

ADDITIONAL INFORMATION

Related Product Information for anti-HTR2B antibody	This gene encodes one of the several different receptors for 5-hydroxytryptamine (serotonin) that belongs to the G-protein coupled receptor 1 family. Serotonin is a biogenic hormone that functions as a neurotransmitter, a hormone, and a mitogen. Serotonin receptors mediate many of the central and peripheral physiologic functions of serotonin, including regulation of cardiovascular functions and impulsive behavior. Population and family-based analyses of a minor allele (glutamine-to-stop substitution, designated Q20*) which blocks expression of this protein, and knockout studies in mice, suggest a role for this gene in impulsivity. However, other factors, such as elevated testosterone levels, may also be involved.
Product Categories/Family for anti-HTR2B antibody	Polyclonal

NCBI AND UNIPROT INFORMATION

NCBI GI #	1168220
NCBI GeneID	3357
UniProt Accession #	P41595; Q53TI1; Q62221; Q6P523; B2R9D5; AAB31827
Molecular Weight	481
NCBI Official Full Name	5-hydroxytryptamine receptor 2B
NCBI Official Synonym Full Names	5-hydroxytryptamine (serotonin) receptor 2B, G protein-coupled
NCBI Official Symbol	HTR2B
NCBI Official Synonym Symbols	5-HT2B; 5-HT(2B)
NCBI Protein Information	5-hydroxytryptamine receptor 2B; 5-HT-2B; 5-HT 2B receptor; serotonin receptor 2B; 5-hydroxytryptamine 2B receptor; 5-hydroxytryptamine receptor 2B variant b
UniProt Protein Name	5-hydroxytryptamine receptor 2B
UniProt Gene Name	**HTR2B**
UniProt Synonym Gene Names	5-HT-2B; 5-HT2B
UniProt Entry Name	5HT2B_HUMAN

For Research Use Only. Not for use in diagnostic or therapeutic procedures. Small volumes of product may become entrapped in the seal of the vial during shipment and storage; if necessary, briefly centrifuge the vial on a tabletop centrifuge to dislodge any liquid in the cap.

AAA Biotech | Tel: +1 (619) 604-9440 | Fax: +1 (619) 604-9441 | contact@aaabiotech.com
Online datasheet: https://stage.aaabiotech.com/polyclonal/htr2b-antibody-immunofluorescence-immunohistochemistry-western-blot-elisa/279870