Rabbit anti-Human, Mouse ATG3 Polyclonal Antibody | anti-ATG3 antibody

ATG3 Polyclonal Antibody

CATALOG #	HOST	REACTIVITY	APPLICATIONS
AAA279579	**Rabbit**	**Human, Mouse**	**Immunohistochemistry, Western Blot**

PRODUCT SYNONYMS

ATG3; Polyclonal Antibody; ATG3 Polyclonal Antibody; APG3; APG3L; PC3-96; APG3-LIKE; anti-ATG3 antibody

PRODUCT SPECIFICATIONS

Host	Rabbit
Reactivity	Human, Mouse
Clonality	Polyclonal
Isotype	IgG
Purity/Purification	Affinity Purification
Concentration	1mg/ml (varies by lot)
Sequence Length	314
Applicable Applications for anti-ATG3 antibody	IHC (Immunohistochemistry), WB (Western Blot)
Species	Human
Immunogen	Recombinant Protein
Immunogen	Recombinant protein of human ATG3
Calculated Molecular Weight	36kDa
Preparation and Storage	Store at -20 degree C (regular) or -80 degree C (long term). Avoid freeze / thaw cycles. Buffer: PBS with 0.02% sodium azide, 50% glycerol, pH7.3.

IMAGES

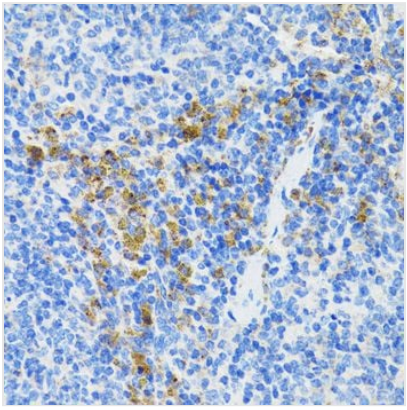

IHC (Immunohistochemisry)
Immunohistochemistry of paraffin-embedded mouse spleen using ATG3 antibody at dilution of 1:200 (40x lens).

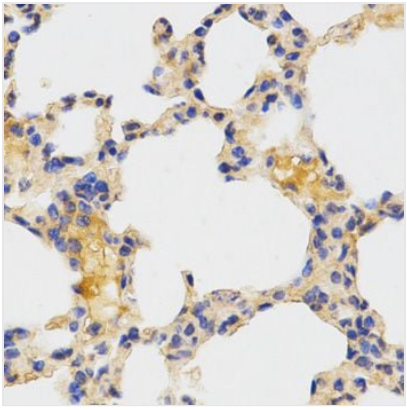

IHC (Immunohiostchemistry)
Immunohistochemistry of paraffin-embedded mouse lung using ATG3 antibody at dilution of 1:200 (40x lens).

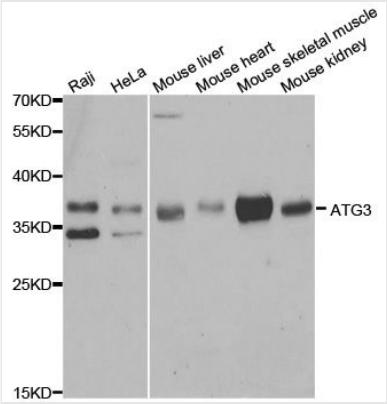

WB (Western Blot)
Western blot analysis of extracts of various cell lines, using ATG3 antibody at 1:1000 dilution.Secondary antibody: HRP Goat Anti-Rabbit IgG (H+L) at 1:10000 dilution.Lysates/proteins: 25ug per lane.Blocking buffer: 3% nonfat dry milk in TBST.Detection: ECL Basic Kit.Exposure time: 90s.

ADDITIONAL INFORMATION

Related Product Information for anti-ATG3 antibody	This gene encodes a ubiquitin-like-conjugating enzyme and is a component of ubiquitination-like systems involved in autophagy, the process of degradation, turnover and recycling of cytoplasmic constituents in eukaryotic cells. This protein is known to play a role in regulation of autophagy during cell death. A pseudogene of this gene is located on chromosome 20. Alternative splicing results in multiple transcript variants encoding different isoforms.
Product Categories/Family for anti-ATG3 antibody	Polyclonal

NCBI AND UNIPROT INFORMATION

NCBI GI #	61212142
NCBI GeneID	64422
UniProt Accession #	Q9NT62; Q6PKC5; Q9H6L9
Molecular Weight	314
NCBI Official Full Name	Ubiquitin-like-conjugating enzyme ATG3
NCBI Official Synonym Full Names	autophagy related 3
NCBI Official Symbol	ATG3
NCBI Official Synonym Symbols	APG3; APG3L; PC3-96; APG3-LIKE
NCBI Protein Information	ubiquitin-like-conjugating enzyme ATG3; hApg3; 2610016C12Rik; autophagy-related protein 3; ATG3 autophagy related 3 homolog
UniProt Protein Name	Ubiquitin-like-conjugating enzyme ATG3
UniProt Gene Name	**ATG3**
UniProt Synonym Gene Names	APG3; APG3L; APG3-like; hApg3
UniProt Entry Name	ATG3_HUMAN

For Research Use Only. Not for use in diagnostic or therapeutic procedures. Small volumes of product may become entrapped in the seal of the vial during shipment and storage; if necessary, briefly centrifuge the vial on a tabletop centrifuge to dislodge any liquid in the cap.

AAA Biotech | Tel: +1 (619) 604-9440 | Fax: +1 (619) 604-9441 | contact@aaabiotech.com
Online datasheet: https://stage.aaabiotech.com/polyclonal/atg3-antibody-immunohistochemistry-western-blot-elisa/279579