# Rabbit anti-Human YBX1/YB-1 Polyclonal Antibody | anti-YBX1/YB-1 antibody

YBX1/YB-1 Antibody, Rabbit PAb, Antigen Affinity Purified

| CATALOG # | HOST | REACTIVITY | APPLICATIONS |
|---|---|---|---|
| **AAA27767** | **Rabbit** | **Human** | **Immunohistochemistry** |

## PRODUCT SYNONYMS

YBX1/YB-1; Polyclonal Antibody; YBX1/YB-1 Antibody; Rabbit PAb; Antigen Affinity Purified; Anti-BP-8 Antibody; Anti-CSDA2 Antibody; Anti-CSDB Antibody; Anti-DBPB Antibody; Anti-MDR-NF1 Antibody; Anti-NSEP-1 Antibody; Anti-NSEP1 Antibody; Anti-YB-1 Antibody; Anti-YB1 Antibody; anti-YBX1/YB-1 antibody

## PRODUCT SPECIFICATIONS

| | |
|---|---|
| **Host** | Rabbit |
| **Reactivity** | Human |
| **Clonality** | Polyclonal |
| **Specificity** | Human YBX1/YB-1 |
| **Applicable Applications for anti-YBX1/YB-1 antibody** | IHC (Immunohistochemistry) |
| **Preparation** | Produced in rabbits immunized with a synthetic peptide corresponding to the center region of the Human YBX1/YB-1, and purified by antigen affinity chromatography. |
| **Preparation and Storage** | This antibody can be stored at 2-8 degree C for one month without detectable loss of activity. Antibody products are stable for twelve months from date of receipt when stored at -20 to -80 degree C. Preservative-Free. Avoid repeated freeze-thaw cycles. |

## IMAGES

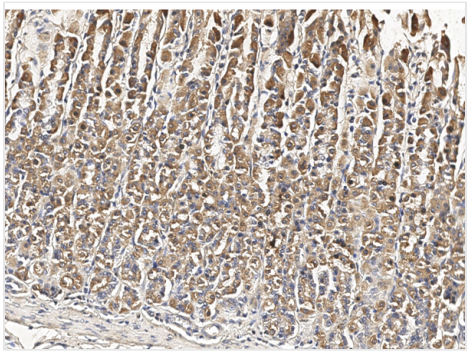

**IHC (Immunohistchemistry-Paraffin)**
Immunochemical staining of human YBX1 in rat stomach with rabbit polyclonal antibody at 1:100 dilution, formalin-fixed paraffin embedded sections.

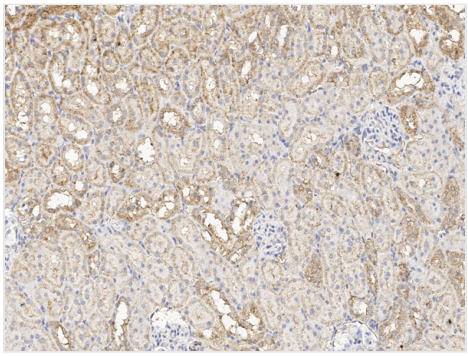

**IHC (Immunohistochemistry-Paraffin)**
Immunochemical staining of human YBX1 in rat kidney with rabbit polyclonal antibody at 1:100 dilution, formalin-fixed paraffin embedded sections.

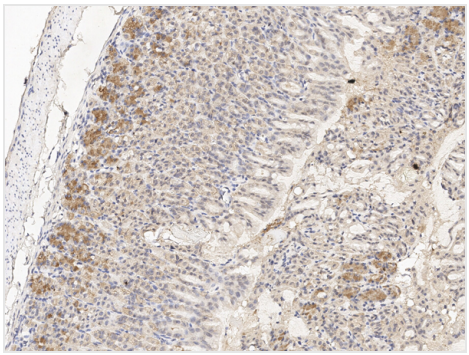

**IP (Immunoprecipitation)**
Immunochemical staining of human YBX1 in mouse stomach with rabbit polyclonal antibody at 1:100 dilution, formalin-fixed paraffin embedded sections.

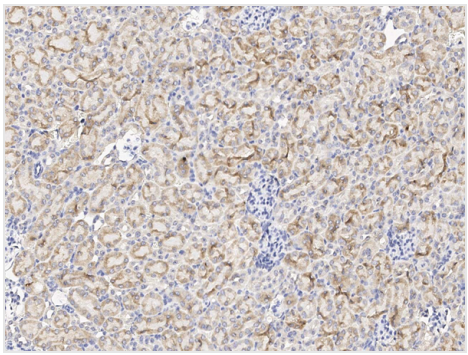

**IHC (Immunohistochemistry-Paraffin)**
Immunochemical staining of human YBX1 in mouse kidney with rabbit polyclonal antibody at 1:100 dilution, formalin-fixed paraffin embedded sections.

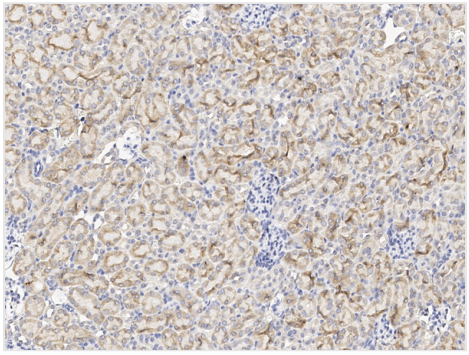

**IHC (Immunohistochemistry-Paraffin)**
Immunochemical staining of human YBX1 in human kidney with rabbit polyclonal antibody at 1:100 dilution, formalin-fixed paraffin embedded sections.

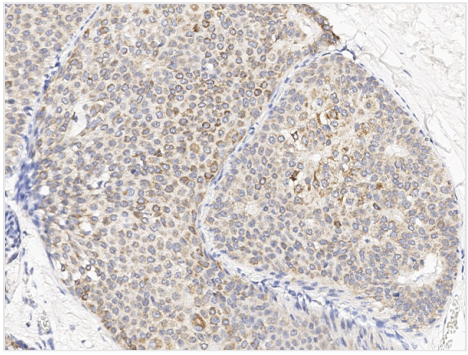

**IHC (Immunohistochemistry-Paraffin)**
Immunochemical staining of human YBX1 in human breast carcinoma with rabbit polyclonal antibody at 1:100 dilution, formalin-fixed paraffin embedded sections.

## ADDITIONAL INFORMATION

| | |
|---|---|
| **Related Product Information for anti-YBX1/YB-1 antibody** | Y-box binding protein 1 (YBX1) is a multifunctional protein, mainly known as a transcriptional and translational regulator that is involved in DNA repair, centrosome maturation and mRNA splicing. This protein is typically localized to the cytoplasm and acts as an RNA-binding protein. It is a well-established oncogenic transcriptional factor, and regulates apoptosis, translation, cell proliferation, mRNA splicing, repair, differentiation, and stress response. |
| **Product Categories/Family for anti-YBX1/YB-1 antibody** | MAPK-Erk Pathway |

## NCBI AND UNIPROT INFORMATION

| | |
|---|---|
| **NCBI GI #** | 34098946 |
| **NCBI GeneID** | 4904 |
| **NCBI Accession #** | NP_004550.2 |
| **NCBI GenBank Nucleotide #** | NM_004559.3 |
| **UniProt Accession #** | P67809; P16990; P16991; Q14972; Q15325; Q5FVF0 |
| **Molecular Weight** | 35,924 Da |
| **NCBI Official Full Name** | nuclease-sensitive element-binding protein 1 |
| **NCBI Official Synonym Full Names** | Y box binding protein 1 |
| **NCBI Official Symbol** | YBX1 |
| **NCBI Official Synonym Symbols** | YB1; BP-8; CSDB; DBPB; YB-1; CSDA2; NSEP1; NSEP-1; MDR-NF1 |

| | |
|---|---|
| **NCBI Protein Information** | nuclease-sensitive element-binding protein 1; CBF-A; EFI-A; DNA-binding protein B; Y-box-binding protein 1; Y-box transcription factor; enhancer factor I subunit A; nuclease sensitive element binding protein 1; CCAAT-binding transcription factor I subunit |
| **UniProt Protein Name** | Nuclease-sensitive element-binding protein 1 |
| **UniProt Gene Name** | **YBX1** |
| **UniProt Synonym Gene Names** | NSEP1; YB1; CBF-A; DBPB; EFI-A; YB-1 |
| **UniProt Entry Name** | YBOX1_HUMAN |

**For Research Use Only.** Not for use in diagnostic or therapeutic procedures. Small volumes of product may become entrapped in the seal of the vial during shipment and storage; if necessary, briefly centrifuge the vial on a tabletop centrifuge to dislodge any liquid in the cap.

**AAA Biotech** | Tel: +1 (619) 604-9440 | Fax: +1 (619) 604-9441 | contact@aaabiotech.com
Online datasheet: https://stage.aaabiotech.com/polyclonal/ybx1-yb-1-antibody-immunohistochemistry-elisa/27767