COVID 19 Nucleocapsid (NP) Coronavirus Active Protein | COVID-19 active protein

Recombinant Human Novel Coronavirus Nucleoprotein (N)

CATALOG #	HOST
AAA27032	**E Coli**

PRODUCT SYNONYMS

COVID 19 Nucleocapsid (NP) Coronavirus; Recombinant Human Novel Coronavirus Nucleoprotein (N); 2019 Novel Coronavirus; Coronavirus; CoV; COVID-19 virus; HCoV-2; Human Coronavirus 2019; SARS2; SARS-CoV-2; Severe acute respiratory syndrome coronavirus 2; Nucleocapsid; Nucleoprotein (NP); COVID-19 active protein

PRODUCT SPECIFICATIONS

Host	E Coli
Purity/Purification	Greater or equal to 85% purity as determined by SDS-PAGE.
Form/Format	Lyophilized or liquid (Format to be determined during the manufacturing process)
Sequence Positions	1-419aa; Full Length
Sequence	MSDNGPQNQR NAPRITFGGP SDSTGSNQNG ERSGARSKQR RPQGLPNNTA SWFTALTQHG KEDLKFPRGQ GVPINTNSSP DDQIGYYRRA TRRIRGGDGK MKDLSPRWYF YYLGTGPEAG LPYGANKDGI IWVATEGALN TPKDHIGTRN PANNAAIVLQ LPQGTTLPKG FYAEGSRGGS QASSRSSSRS RNSSRNSTPG SSRGTSPARM AGNGGDAALA LLLLDRLNQL ESKMSGKGQQ QQGQTVTKKS AAEASKKPRQ KRTATKAYNV TQAFGRRGPE QTQGNFGDQE LIRQGTDYKH WPQIAQFAPS ASAFFGMSRI GMEVTPSGTW LTYTAAIKLD DKDPNFKDQV ILLNKHIDAY KTFPPTEPKK DKKKKADETQ ALPQRQKKQQ TVTLLPAADL DDFSKQLQQS MSSADSTQA
Species	Human Novel Coronavirus (2019-nCoV)
Buffer	Lyophilized from a 0.2 ?m filtered 20 mM Tris-HCl, 0.5 M NaCl, 6% Trehalose, pH 8.
Preparation and Storage	Store at -20 degrees C. For long-term storage, store at -20 degrees C or -80 degrees C. Store working aliquots at 4 degrees C for up to one week. Repeated freezing and thawing is not recommended.

IMAGES

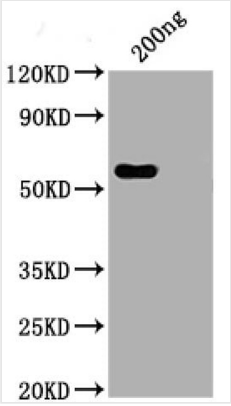

WB (Western Blot)
Positive WB detected in: His tag-tagged SARS-CoV-2 nucleocapsid recombinant protein from E. Coli SARS-CoV-2 nucleocapsid antibody at 1:1000; Secondary; Peroxidase-Affinipure Goat Anti-Human IgG, Fc? Fragment Specific at 1/20000 dilution; Predicted band size: 48 kDa; Observed band size: 55 kDa

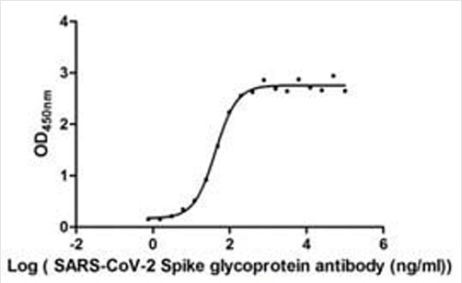

Biological Activity
Measured by its binding ability in a functional ELISA. Immobilized SARS-CoV-2-N at 5 ug/ml can bind SARS-CoV-2-N Antibody, the EC50 of SARS-CoV-2-N protein is 43.50-118.4 ng/ml.

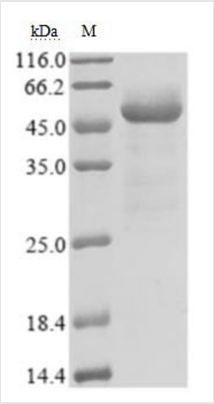

SDS-PAGE
Tris-Glycine gel) Discontinuous SDS-PAGE (reduced) with 5% enrichment gel and 15% separation gel.

ADDITIONAL INFORMATION

Product Categories/Family for COVID-19 active protein	Microbiology

NCBI AND UNIPROT INFORMATION

UniProt Accession #	P0DTC9
Molecular Weight	48.0kDa

For Research Use Only. Not for use in diagnostic or therapeutic procedures. Small volumes of product may become entrapped in the seal of the vial during shipment and storage; if necessary, briefly centrifuge the vial on a tabletop centrifuge to dislodge any liquid in the cap.

AAA Biotech | Tel: +1 (619) 604-9440 | Fax: +1 (619) 604-9441 | contact@aaabiotech.com
Online datasheet: https://stage.aaabiotech.com/e-coli-covid-19-active-protein/covid-19-nucleocapsid-np-coronavirus/27032