Mouse anti-Human CD244 Monoclonal Antibody | anti-CD244 antibody

CD244 monoclonal Antibody

CATALOG #	HOST	REACTIVITY	APPLICATIONS
AAA269108	**Mouse**	**Human**	**Western Blot, Flow Cytometry, Functional Assay, ELISA**

PRODUCT SYNONYMS

CD244; Monoclonal Antibody; CD244 monoclonal Antibody; 2B4; NAIL; Nmrk; NKR2B4; SLAMF4; anti-CD244 antibody

PRODUCT SPECIFICATIONS

Host	Mouse
Reactivity	Human
Clonality	Monoclonal
Isotype	IgG2b
Clone Number	4A6H8
Form/Format	Purified antibody in PBS with 0.05% sodium azide
Applicable Applications for anti-CD244 antibody	WB (Western Blot), FCM/FACS (Flow Cytometry), ELISA
Immunogen	Purified recombinant fragment of human CD244 (AA: 22-229) expressed in E coli.

IMAGES

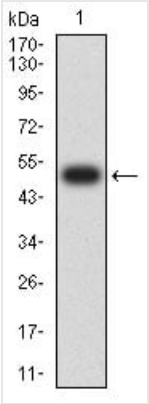

Application Data
Black line: Control Antigen (100 ng);Purple line: Antigen (10ng); Blue line: Antigen (50 ng); Red line:Antigen (100 ng

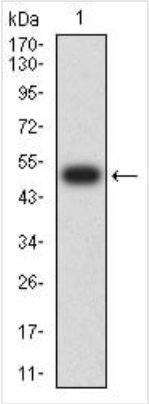

FCM/FACS (Flow Cytometry)
Flow cytometric analysis of THP-1 cells using CD244 mouse mAb (green) and negative control (red).

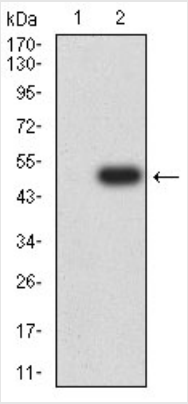

WB (Western Blot)
Western blot analysis using CD244 mAb against HEK293-6e(1) and CD244 (AA: 22-229)-hIgGFc transfected HEK293-6e (2) cell lysate.

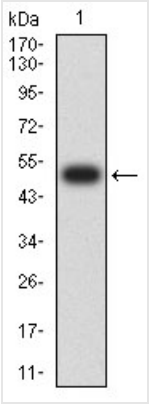

WB (Western Blot)
Western blot analysis using CD244 mAb against human CD244 (AA: 22-229) recombinant protein. (Expected MW is 49.2 kDa

ADDITIONAL INFORMATION

Related Product Information for anti-CD244 antibody	This gene encodes a cell surface receptor expressed on natural killer (NK) cells (and some T cells) that mediate non-major histocompatibility complex (MHC) restricted killing. The interaction between NK-cell and target cells via this receptor is thought to modulate NK-cell cytolytic activity. Alternatively spliced transcript variants encoding different isoforms have been found for this gene.
Product Categories/Family for anti-CD244 antibody	Primary Antibody

NCBI AND UNIPROT INFORMATION

Molecular Weight	41.6kDa

For Research Use Only. Not for use in diagnostic or therapeutic procedures. Small volumes of product may become entrapped in the seal of the vial during shipment and storage; if necessary, briefly centrifuge the vial on a tabletop centrifuge to dislodge any liquid in the cap.

AAA Biotech | Tel: +1 (619) 604-9440 | Fax: +1 (619) 604-9441 | contact@aaabiotech.com
Online datasheet: https://stage.aaabiotech.com/monoclonal/cd244-antibody-clone-4a6h8-western-blot-flow-cytometry-elisa/269108