Mouse LRRN1 Monoclonal Antibody | anti-LRRN1 antibody

LRRN1 (Leucine Rich Repeat Neuronal 1, FIGLER3, KIAA1497, NLRR-1, LRCH4) (PE)

CATALOG #	HOST	REACTIVITY	APPLICATIONS
AAA26682	**Mouse**	**Human, Mouse, Rat**	**Western Blot**

PRODUCT SYNONYMS

LRRN1; Monoclonal Antibody; LRRN1 (Leucine Rich Repeat Neuronal 1; FIGLER3; KIAA1497; NLRR-1; LRCH4) (PE); Leucine Rich Repeat Neuronal 1; anti-LRRN1 antibody

PRODUCT SPECIFICATIONS

Host	Mouse
Reactivity	Human, Mouse, Rat
Clonality	Monoclonal
Isotype	IgG2b,k
Clone Number	3D11
Specificity	Recognizes human, mouse and rat LRRN1.
Purity/Purification	Purified
Form/Format	Supplied as a liquid in PBS, pH 7.2. No preservative added. Labeled with R-Phycoerythrin (PE).
Sequence Length	716
Applicable Applications for anti-LRRN1 antibody	WB (Western Blot)
Application Notes	Applications are based on unconjugated antibody.
Immunogen	LRRN1 (CAL37408.1, 1aa-716aa) full-length recombinant protein with GST tag. MW of the GST tag alone is 26kD.
Immunogen Sequence	MARMSFVIAACQLVLGLLMTSLTESSIQNSECPQLCVCEIRPWFTPQSTYREATTVDCNDLRLTRIPSNLSSDTQVLLLQSNNIAKTVDELQQLFNLTELDF
Conjugate	PE
Preparation and Storage	Store product at 4 degree C in the dark. DO NOT FREEZE! Stable at 4 degree C for 12 months after receipt as an undiluted liquid. Dilute required amo

IMAGES



WB (Western Blot)
LRRN1 monoclonal antibody (M05), clone 3D11. Western Blot analysis of LRRN1 expression in PC-12.



WB (Western Blot)
LRRN1 monoclonal antibody (M05), clone 3D11. Western Blot analysis of LRRN1 expression in Raw 264.7.

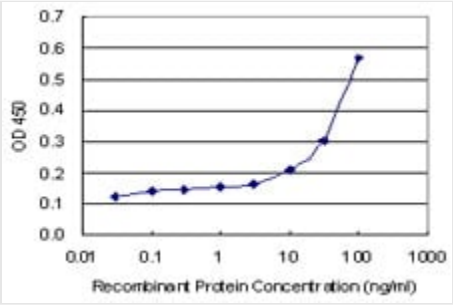

Application Data
Detection limit for recombinant GST tagged LRRN1 is 3 ng/ml as a capture antibody.



WB (Western Blot)
LRRN1 monoclonal antibody (M05), clone 3D11. Western Blot analysis of LRRN1 expression in HeLa.

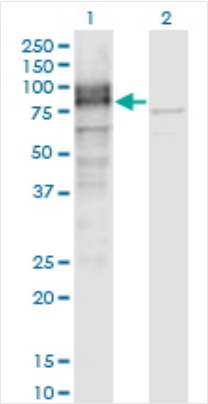

WB (Western Blot)
Western Blot analysis of LRRN1 expression in transfected 293T cell line by LRRN1 monoclonal antibody (M05), clone 3D11.Lane 1: LRRN1 transfected lysate (Predicted MW: 78.76 KDa).Lane 2: Non-transfected lysate.

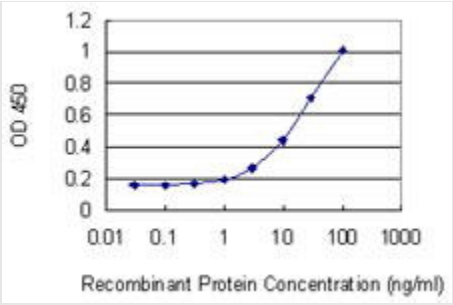

Application Data
Detection limit for recombinant GST tagged LRRN1 is 0.3 ng/ml as a capture antibody.

ADDITIONAL INFORMATION

Related Product Information for anti-LRRN1 antibody	Mouse monoclonal antibody raised against a full-length recombinant LRRN1.
Product Categories/Family for anti-LRRN1 antibody	Antibodies; Leucine-rich Proteins

NCBI AND UNIPROT INFORMATION

NCBI GI #	117646586
NCBI Official Full Name	hypothetical protein

For Research Use Only. Not for use in diagnostic or therapeutic procedures. Small volumes of product may become entrapped in the seal of the vial during shipment and storage; if necessary, briefly centrifuge the vial on a tabletop centrifuge to dislodge any liquid in the cap.

AAA Biotech | Tel: +1 (619) 604-9440 | Fax: +1 (619) 604-9441 | contact@aaabiotech.com
Online datasheet: https://stage.aaabiotech.com/monoclonal/lrrn1-antibody-clone-3d11-western-blot-elisa/26682