# Mouse GLUL Monoclonal Antibody | anti-GLUL antibody

GLUL (Glutamate-Ammonia Ligase (Glutamine Synthetase), GLNS, GS, PIG43, PIG59) (HRP)

| CATALOG # | HOST | APPLICATIONS |
|---|---|---|
| **AAA26426** | **Mouse** | **Western Blot** |

## PRODUCT SYNONYMS

GLUL; Monoclonal Antibody; GLUL (Glutamate-Ammonia Ligase (Glutamine Synthetase); GLNS; GS; PIG43; PIG59) (HRP); Glutamate-Ammonia Ligase (Glutamine Synthetase); PIG59; anti-GLUL antibody

## PRODUCT SPECIFICATIONS

| | |
|---|---|
| **Host** | Mouse |
| **Clonality** | Monoclonal |
| **Isotype** | IgG1,k |
| **Clone Number** | 3B6 |
| **Specificity** | Recognizes GLUL. |
| **Purity/Purification** | Purified |
| **Form/Format** | Supplied as a liquid in PBS, pH 7.2. No preservative added. Labeled with horseradish peroxidase (HRP). |
| **Applicable Applications for anti-GLUL antibody** | WB (Western Blot) |
| **Application Notes** | Applications are based on unconjugated antibody. |
| **Immunogen** | GLUL (NP_002056, 274aa-373aa) partial recombinant protein with GST tag. MW of the GST tag alone is 26kD. |
| **Immunogen Sequence** | IEKLSKRHQYHIRAYDPKGGLDNARRLTGFHETSNINDFSAGVANRSASIRIPRTVGQEKKGYFEDRRPSANCDPFSVTEALIRTCLLNETGDEPFQYKN |
| **Conjugate** | HRP |
| **Preparation and Storage** | Store product at 4 degree C if to be used immediately within two weeks. For long-term storage, aliquot to avoid repeated freezing and thawing and store at -20 degree C. Aliquots are stable at -20 degree C for 12 months after receipt. Dilute required amount only prior to immediate use. Further dilutions can be made in assay buffer. Note: Sodium azide is a potent inhibitor of peroxidase and should not be added to HRP conjugates. For maximum recovery of product, centrifuge the original vial after thawing and prior to removing the cap. |

## IMAGES

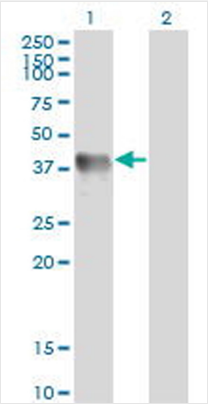


**WB (Western Blot)**
Western Blot analysis of GLUL expression in transfected 293T cell line by GLUL monoclonal antibody (M02), clone 3B6.Lane 1: GLUL transfected lysate (42.1 KDa).Lane 2: Non-transfected lysate.

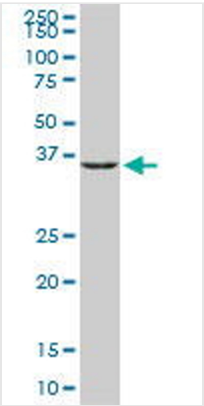


**WB (Western Blot)**
GLUL monoclonal antibody (M02), clone 3B6. Western Blot analysis of GLUL expression in Raw 264.7 (Cat # L024V1).

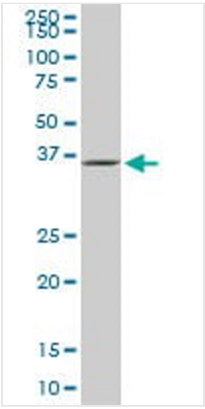


**WB (Western Blot)**
GLUL monoclonal antibody (M02), clone 3B6. Western Blot analysis of GLUL expression in PC-12 (Cat # L012V1).

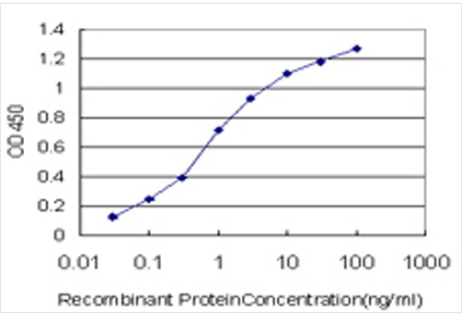


**Application Data**
Detection limit for recombinant GST tagged GLUL is approximately 0.03ng/ml as a capture antibody.

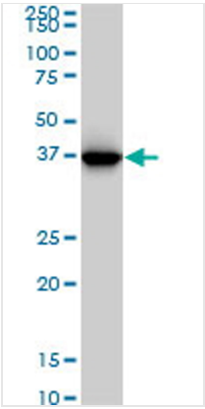


**WB (Western Blot)**
GLUL monoclonal antibody (M02), clone 3B6. Western Blot analysis of GLUL expression in HepG2 (Cat # L019V1).

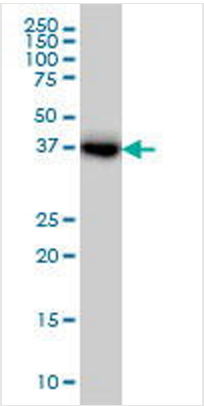


**WB (Western Blot)**
GLUL monoclonal antibody (M02), clone 3B6 Western Blot analysis of GLUL expression in Jurkat (Cat # L017V1).

## ADDITIONAL INFORMATION

| | |
|---|---|
| **Product Categories/Family for anti-GLUL antibody** | Antibodies; Enzymes; Decarboxylase |
| **References** | 1. Optimisation of the quantification of glutamine synthetase and myelin basic protein in cerebrospinal fluid by a combined acidification and neutralisation protocol. Herbert MK, Kuiperij HB, Verbeek MM.J Immunol Methods. 2012 Apr 19. |

## NCBI AND UNIPROT INFORMATION

| | |
|---|---|
| **NCBI GI #** | 19923206 |
| **NCBI GeneID** | 2752 |
| **NCBI Accession #** | NP_002056 |
| **NCBI GenBank Nucleotide #** | NM_002065 |
| **UniProt Accession #** | P15104 |
| **Molecular Weight** | 42kDa |
| **NCBI Official Full Name** | glutamine synthetase |
| **NCBI Official Synonym Full Names** | glutamate-ammonia ligase |
| **NCBI Official Symbol** | GLUL |
| **NCBI Official Synonym Symbols** | GS; GLNS; PIG43; PIG59 |
| **NCBI Protein Information** | glutamine synthetase |
| **UniProt Protein Name** | Glutamine synthetase |
| **UniProt Gene Name** | **GLUL** |
| **UniProt Synonym Gene Names** | GLNS; GS |
| **UniProt Entry Name** | GLNA_HUMAN |

**For Research Use Only.** Not for use in diagnostic or therapeutic procedures. Small volumes of product may become entrapped in the seal of the vial during shipment and storage; if necessary, briefly centrifuge the vial on a tabletop centrifuge to dislodge any liquid in the cap.

**AAA Biotech** | Tel: +1 (619) 604-9440 | Fax: +1 (619) 604-9441 | contact@aaabiotech.com
Online datasheet: https://stage.aaabiotech.com/monoclonal/glul-antibody-clone-3b6-western-blot-elisa/26426